



REPLACEMENT PARTS CATALOG

For 1975

Commencing at Engine No. 325001
Frame No. F125001

**COMMANDO 850
Mk. III**

ELECTRIC START



REPLACEMENT PARTS CATALOG

For 1975

COMMANDO 850 Mk. III

ELECTRIC START

Commencing at Engine No. 325001 - Frame No. F125001

IMPORTANT

PLEASE CONTACT YOUR RETAIL NORTON DEALER TO
OBTAIN REPLACEMENT PARTS

Published by.

© Copyright 1975

NORTON TRIUMPH INTERNATIONAL LIMITED

KITTS GREEN - BIRMINGHAM B33. 0LF - ENGLAND

TELEPHONE: BIRMINGHAM 021-783-3857 - TELEX: 338478

Norton Triumph International Ltd. reserve the right to alter the design or constructional details of their manufactures at any time without giving notice.

Group Index

- Air Box 14
- Alternator 11
- Assimilator 31
- Auto Advance Mechanism 4
- Battery 33
- Battery Carrier 33
- Brake Pedal 18
- Brake Fluid Preface
- Brake Pads 19, 22
- Breather 5, 20

- Cable, Air 24
- Cable, Throttle 24
- Caliper 22, 19
- Camshaft 1
- Capacitor Pack 31
- Capacitor, Electrolytic 31
- Carburetors 13
- Carburetor Mounts
- Chain Adjuster, Rear 16
- Chain Cases 10
- Chains 11
- Chain Tensioner 10
- Chain Guard
- Chain Spray 35
- Clutch 9
- Clutch Thrust 8
- Clutch Lever 24
- Coil, Ignition 31
- Connecting Rods 1
- Console 32
- Contact Breaker 4
- Cover, Battery 27
- Cover, Oil Tank 27
- Crankcases 5
- Crankshaft 1
- Crosshaft, Gear Shift 11
- Cylinder 2
- Cylinder Head 2

- Dampers 18
- Direction Indicator Lights 33
- Direction Indicator Flasher 32
- Disc, Brake 23

- Engine Breather 5, 20
- Engine Platers 15
- Exhaust Mountings 28
- Exhaust Pipes 28

- Fairing, Tail Light 29
- Fender, Front 29
- Fender Rear, 29
- Filler Cap, Oil 20
- Filler Cap, Petrol 30
- Filter, Air 14
- Filters, Oil 5, 20
- Flasher Lamps 33
- Flasher Unit 32
- Footpegs, Riders 18
- Footpegs, Passenger 26
- Forks, Telescopic 21
- Frams 17

- Gascap 30
- Petcock 30
- Gaskets Sets-Preface
- Gearbox Shell 6
- Gearbox Selector Mechanism 6, 7
- Gearbox Inner Cover 7
- Gearbox Outer Cover 8
- Gears and Shafts 6
- Gearshift Pedal 11
- Grab Rail 28

- Handlebar Controls 25
- Handlebars 25
- Harness, Headlight 32
- Harness, Main 31
- Head Steady 15
- Hinge, Seat 28
- Hydraulic Pipe 19, 24, 25
- Hydraulic System, Rear 19
- Horn Control Box 34
- Horn Relay 34
- Horn, Standard 34
- Horns, Interpol 34
- Hose, Hydraulic 19, 24, 25

- Instrument Cases 34
- Isolastic Mountings 15

- Junction Block 20

- Kickstart Pedal 8
- Kickstart Mechanism 7

- Line, Fuel 14
- Line, Hydraulic 19, 24, 25
- Line, Oil 20
- Line, Rocker Feed 4
- Light, Head 32
- Light, Tail 29
- Light, Warning 32
- Lock, Steering 21

- Main Bearings 5
- Major Assemblies Preface
- Master Cylinder 25, 19
- Mirror 25
- Mountings 15
- Muller 26
- Muller Support 26
- Mudflaps 29

- Non Return Valve 4
- Numberplate, Front 35

- Oil Filter 5, 20
- Oil Pipes 20
- Oil Pump 4
- Oil Tank 20
- Oil Release Valve 4
- Oversize Parts — Preface

- Pedal, Rear Brake 18
- Petrol Taps 30
- Petrol Filler Cap 30
- Police Horns 34
- Pistons 1
- Pushrods 3

- Rectifier 31
- Reflector, Front 31
- Rim, Front 22
- Rim, Rear 23
- Reflector, Rear 29
- Rocker Gear 3
- Rocker Oil Pipes 4

- Seat 28
- Service Tools Preface
- Shocks (Suspension Units) 16
- Skid Plate 35
- Spark Plugs 31
- Solenoid 12
- Speedometer 34
- Speedometer Gearbox 23
- Sprocket, Engine 11
- Sprocket, Rear 23
- Sprocket, Gearbox 8
- Stand, Centre 17
- Stand, Prop 17
- Starter, Electric 12
- Steering Head Bearings 21
- Sumpshield 35
- Support Plates, Footrests 18
- Swinging Arm 16
- Switch, Stop, Rear 19
- Switch, Light 24
- Switch, Dip etc 24
- Switch, Direction Indicator etc. 24
- Switch, Master 32
- Switch, Neutral Indicator 6

- Tachometer 34
- Tachometer Drive 5
- Tail Unit 29
- Tank, Gas 30
- Tank, Oil 20
- Tap, Fuel 30
- Telescopic Fork 21
- Timing Cover 4
- Timing Gear 1
- Toolkit 35
- Tray, Battery 33

- Valves 3
- Valve Springs 3

- Wheel, Front 22
- Wheel, Rear 23

- Zener Diode 31

IMPORTANT

REPLACEMENT PARTS OR ACCESSORIES MUST BE AS MANUFACTURED OR APPROVED BY NORTON TRIUMPH INTERNATIONAL LIMITED OR NORTON TRIUMPH CORPORATION.

IN THIS RESPECT YOUR ATTENTION IS DRAWN TO THE TERMS AND CONDITIONS OF THE WARRANTY, A COPY OF WHICH CAN BE INSPECTED AT THE PREMISES OF YOUR DEALER OR DISTRIBUTOR.

INTRODUCTION

The information contained in this catalog was complete and correct at the time of printing. Distributors will be informed of any subsequent alterations.

Western U.S.A. Distributor:

Norton Triumph Corporation,
P.O. Box 275,
2765 East Huntington Drive,
Duarte,
California 91010

Telex — Triumph Duer 87-5469
Telephone — 213-359-3221
213-681-0255

Eastern U.S.A. Distributor:

Norton Triumph Corporation,
Towson,
Baltimore,
Maryland.

Telex 134-527
Telephone — 201-288-9696
212-736-3940

ENGINE AND FRAME NUMBERS

The engine number is located on the left side of the engine, immediately below the cylinder block/crank case flange.

The frame number is located on the side of the frame headlug, forward of the gasoline tank.

The engine and frame number should be quoted in full in any correspondence relating to the machine.

SERVICE TOOLS

A complete range of Service Tools is contained in the Service Tools Catalog. They may be obtained through a Norton/Triumph dealer but, because they are costly and are rarely required, it may be advisable to have the work for which they are required, carried out by the dealer.

SERVICE MANUAL

For owners with sufficient knowledge and facilities for carrying out major overhauls, a Service Manual is available for the Trident. The Manual contains much useful information, in addition to providing detailed instructions on dismantling and rebuilding of all the major assemblies. It is obtainable from Norton/Triumph dealers.

USING THE REPLACEMENT PARTS LIST

LOCATING AND ORDERING THE PARTS

An index is provided on page ii to enable the parts or group of parts to be located.

Select the required component from the illustrations, note its reference number, and from the corresponding column on the opposite page, obtain the part number and correct name of the item.

If proprietary parts are listed under manufacturers part numbers only, they are not available from Norton Triumph International Ltd., but must be obtained direct from the manufacturers. (U.S.A. excepted)

Proprietary components should be ordered through the main distributors, whose addresses are given on page iv (U.S.A. only)

When ordering, quote the part number and the description of the item required. In most cases the illustrations show the assembly order which should assist in identifying the parts. Order items in single units, not "pairs", etc

Throughout this catalog the components included in an assembled unit are indented and listed directly below in the description column, reverting to the original alignment when the assembly is completed. To order the assembled unit quote the assembly number only. The component parts may be obtained separately if desired.

ENGINE AND FRAME NUMBERS MUST BE QUOTED IN FULL WHEN ORDERING SPARE PARTS AND IN ANY CORRESPONDENCE RELATING TO THE MOTOR-CYCLE.

OBTAINING PARTS

Spare parts can be obtained from an authorised Triumph/Norton dealer only, and we advise owners to order parts through their nearest dealer. If the item is one which may have to be obtained specially, an additional charge for postage and carriage will be incurred.

SPARE PARTS ARE NOT SUPPLIED DIRECTLY TO PRIVATE OWNERS FROM THE FACTORY.

If the part number is quoted when ordering, it is unnecessary to send a pattern of the item. If however, it is necessary to send a pattern, this should bear the sender's name and address together with clear instructions. A copy of the advice should be sent under separate cover, together with a remittance and all parts forwarded carriage paid.

NORTON TRIUMPH CORPORATION AND NORTON TRIUMPH INTERNATIONAL LIMITED, WARN AGAINST THE PURCHASE OF PARTS WHICH ARE NOT MANUFACTURED OR APPROVED BY THEM, BECAUSE THIS WILL INVALIDATE THE WARRANTY.

COLORS

| | | |
|-------------------------|---|---------------------------------|
| Gas tank | } | Red, Silver, Black - Interstate |
| | | Red, White, Black - Roadster |
| Side Cover and Oil Tank | } | Black, White - Interpol |
| | | Black - Hi-Rider (Tank Only) |

When ordering colored parts, always quote the color required as well as using the part number suffix.

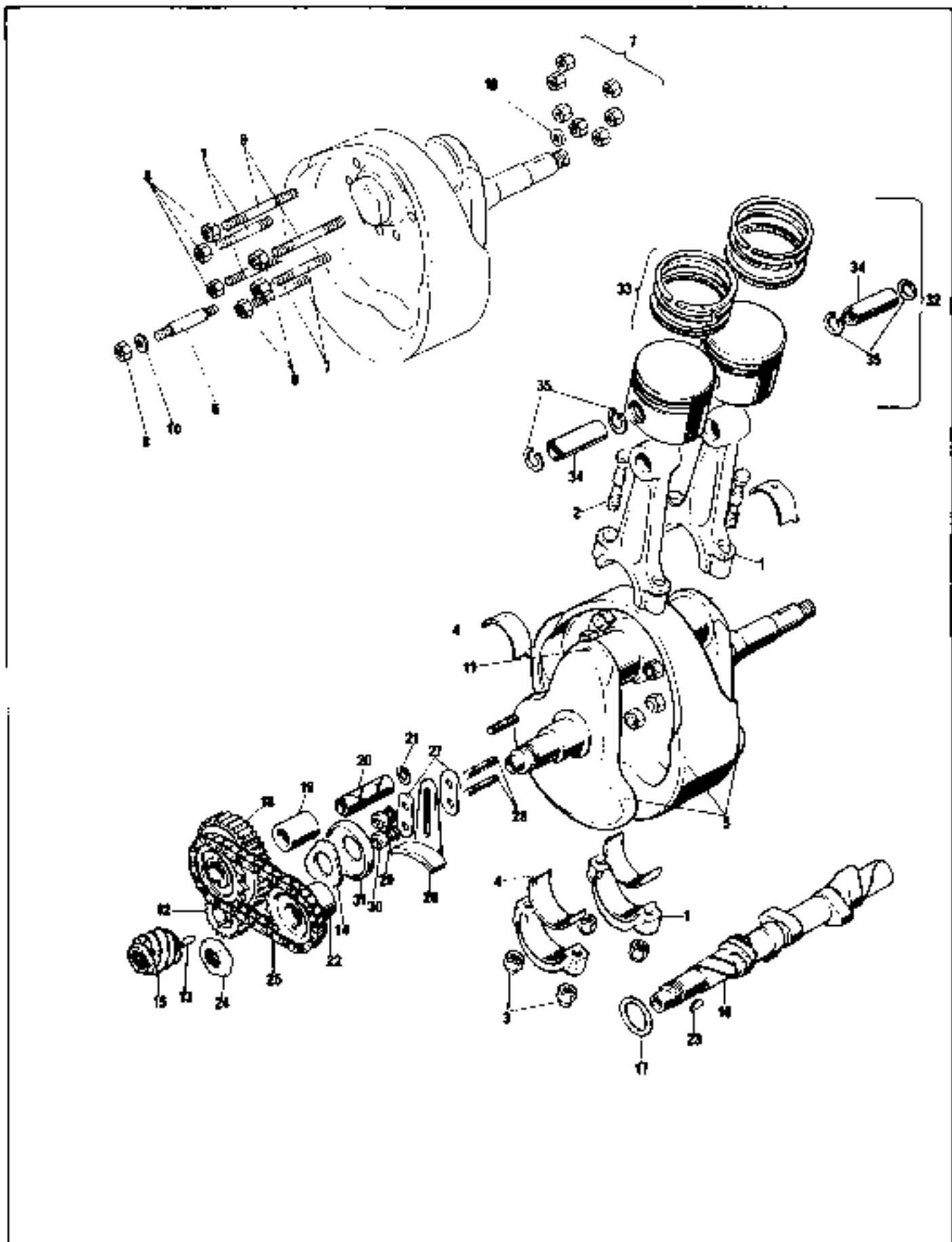
Service Tools - Mark III

The following tools are common to Mark II Models. Further Mark III tools will be available shortly and will be the subject of a separate Tools Catalogue.

| <i>Part No.</i> | <i>Maker's or Superseded Part No.</i> | <i>Description</i> | <i>Quantity</i> | <i>Bin No.</i> |
|-----------------|---------------------------------------|--|-----------------|----------------|
| 06-4822 | | Wrench, Strap | | |
| 06-4297 | | Puller, Cam Sprocket/Engine Sprocket/Clutch Hub | | |
| 08-0949 | | Lockwasher, Auto Advance | | |
| 08-0998 | | Compression Tool, Clutch Spring | | |
| 06-4298 | | Slide Hammer, Rocker Spindle/Auto Advance | | |
| 06-3968 | | Spanner, Exhaust Lockring | | |
| 06-1359 | | Tool, Camshaft Oil Seal | | |
| 06-7624 | NM12093 | Box Spanner, Gearbox Sprocket Nut/Crankcase Filter | | |
| 06-7524 | ET2003 | Extractor, Timing Pinion | | |
| 06-3964 | | Extractor and Inserter, Valve Guide | | |
| 06-3965 | | Peg Spanner, Master Cylinder End Plug | | |
| 06-4292 | | Drift and Handle Set, Crankshaft/CB. Oil Seal | | |
| 06-3969 | | Face Cutter, Valve Seat | | |
| 06-8473 | | Peg Assembly Timing | | |
| 06-8532 | | Adjusting Tool, Isolastic | | |

Service Parts and Major Assemblies

| <i>Part No.</i> | <i>Maker's or Superseded Part No.</i> | <i>Description</i> | <i>Quantity</i> | <i>Bin No.</i> |
|-------------------|---------------------------------------|--|-----------------|----------------|
| 06-3838 | | Piston, Complete STD. | | |
| 06-4040 | | Piston, +.010 in Oversize | | |
| 06-4041 | | Piston, +.020 in Oversize | | |
| *06-7958 | R26640K | Ring Pack, Piston STD | | |
| *06-7959 | R26640K/10 | Ring Pack, Piston, +.010 in Oversize | | |
| *06-7860 | R26640K/20 | Ring Pack, Piston, +.020 in Oversize | | |
| | *Comprising | 1 Ring, Piston, Top (Chromet) 1 Ring, Piston, (Plain) 1 Ring, Piston, "SE" Scraper | | |
| 06-4285 | | Bearing Shell Set, Connecting Rod STD | | |
| 06-4286 | | Bearing Shell Set, Connecting Rod +.010 in | | |
| 06-4287 | | Bearing Shell Set, Connecting Rod +.020 in | | |
| 06-4288 | | Bearing Shell Set, Connecting Rod +.030 in | | |
| 06-4289 | | Bearing Shell Set, Connecting Rod +.040 in | | |
| 06-5024 | | Guide, Valve, Exhaust STD | | |
| 06-5025 | | Guide, Valve, Exhaust +.002 in | | |
| 06-5026 | | Guide, Valve, Exhaust +.015 in | | |
| 06-5027 | | Guide, Valve, Inlet STD | | |
| 06-5028 | | Guide, Valve, Inlet +.002 in | | |
| 06-5029 | | Guide, Valve, Inlet +.015 in | | |
| 06-8099 | | Gasket Set, Overhaul | | |
| 06-6083 | | Gasket Set, Decoke | | |
| 06-4897/060 | | Aerosol, Paint, Canary Yellow | | |
| 06-4897/090 | | Aerosol, Paint, Black | | |
| 06-4897/100 | | Aerosol, Paint, Signal Orange | | |
| 06-4897/140 | | Aerosol, Paint, Interstate Blue | | |
| Not Yet Available | | Wall Chart Set Mk III | | |
| 06-6226 | | Chain Spray (Aerosol) | | |
| 06-8003 | 822/172 | Tickler Kit Carburetor | | |
| 06-4208 | | Plastic Gasket Kit | | |
| 06-4209 | | Loctite Nut Lock Adhesive Kit | | |
| 06-3111 | | Fluid Hydraulic, Disc Brake, Lockheed Series 329 to U.S.A. spec. DOT 3 | | |
| 06-5206 | | Gearbox Complete, Less Sprocket | | |
| 06-8098 | | Engine Only | | |
| 06-5694 | | Power Unit (Engine/Gearbox/Transmission) | | |



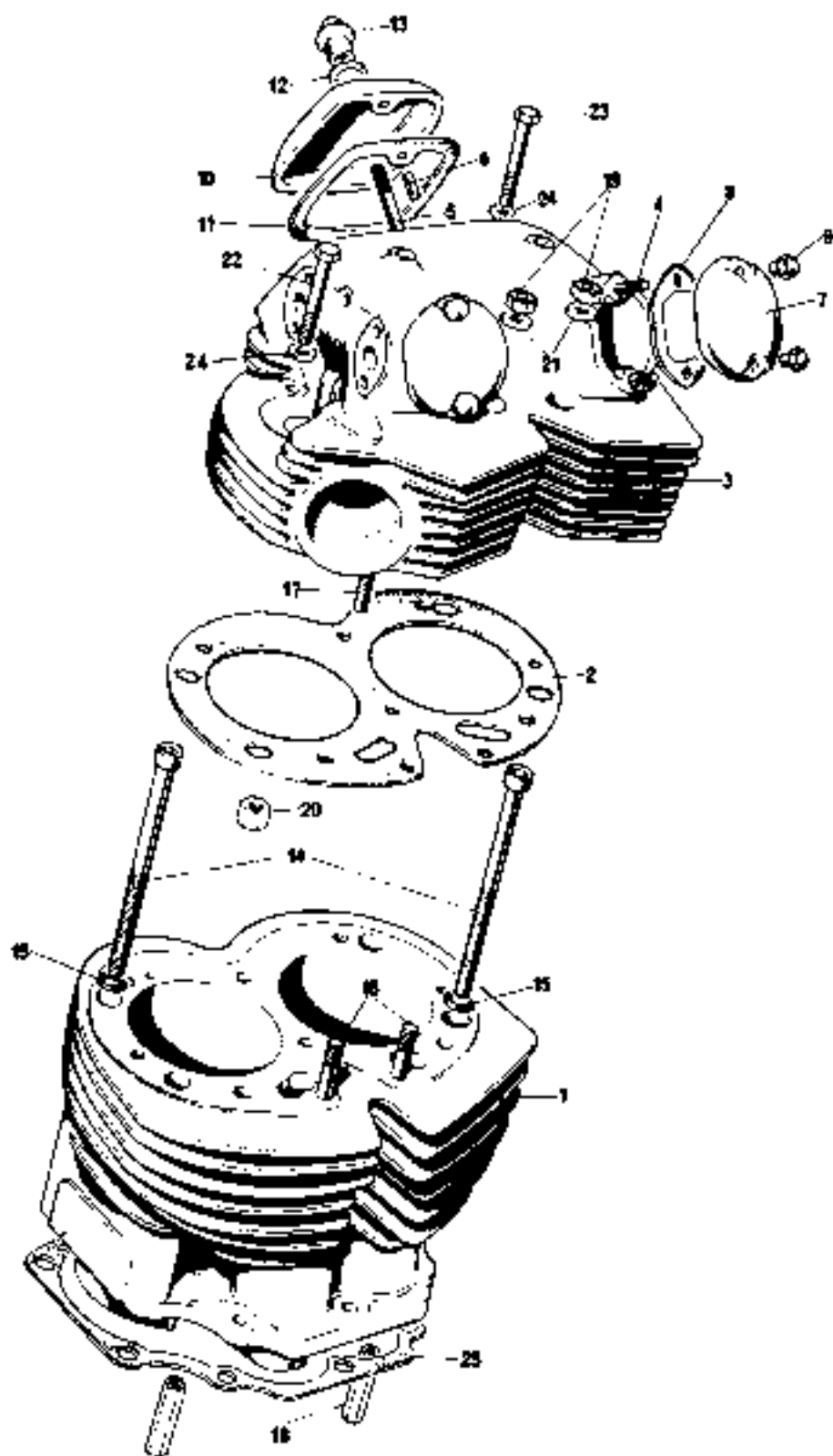
**Engine: Crankshaft, Connecting Rods, Pistons,
Camshaft, Timing Gear**

Engine: Crankshaft, Connecting Rods, Pistons, Camshaft, Timing Gear

| <i>Ref. No.</i> | <i>Part No.</i> | <i>Maker's or Superseded Part No.</i> | <i>Description</i> | <i>Quantity</i> | <i>Bin No.</i> |
|---------------------|---------------------|---|----------------------------------|-----------------|--------------------|
| 1 | 06-4896 | | Connecting Rod with Cap | 2 | |
| 2 | 06-6496 | | Bolt, Connecting Rod | 4 | |
| 3 | 06-7827 | NM23253 | Nut, Self Locking | 4 | |
| 4 | 06-4285 * 1 | | Shell Set, Big End, Standard | 2 | |
| 5 | 06-5680 | | Crankshaft Assembled | 1 | |
| 6 | 06-5671 | NMT 2106 | Dowel Stud | 1 | |
| 7 | 06-6609 | | Stud, Crankshaft | 4 | |
| 8 | 06-5673 | | Nut, Crankshaft Stud | 14 | |
| 9 | 06-6607 | | Fitted Stud | 2 | |
| 10 | 80 2322 | 28078 | Washer, Fitted Stud | 2 | |
| 11 | 08-7800 | NME 4591 | Screw, Crankshaft Oilway | 1 | |
| 12 | 06-6670 | | Pinion, Timing | 1 | |
| 13 | 06-5675 | | Key, Timing Pinion | 1 | |
| 14 | 06-7525 | NMT 2007 | Backing Plate, Timing Pinion | 1 | |
| 15 | 06 7889 | NM 24732 | Nut, Oil Pump Worm | 1 | |
| 16 | 06-2608 | | Camshaft | 1 | |
| 17 | 08 1086 | | Thrust Washer Camshaft | 1 | |
| 18 | 08 5887 | | Gear with Bush, Intermediate | 1 | |
| 19 | 08 5089 | | Bush | 1 | |
| 20 | 08 1078 | | Shaft, Intermediate Gear1 | 1 | |
| 21 | 08 7690 | NM 17823 | Circlip, Intermediate Gear Shaft | 1 | |
| 22 | 08-1080 | | Sprocket, Camshaft | 1 | |
| 23 | 00-0572 | | Key, Camshaft Sprocket | 1 | |
| 24 | 08-7774 | NM 20732 | Nut, Camshaft Sprocket | 1 | |
| 25 | 06-7689 | NM 17806 | Chain, Camshaft | 1 | |
| 26 | 06-4647 | | Slipper, Tensioner | 1 | |
| 27 | 06-7575 | NMT 2218 | Backing Plate, Tensioner | 2 | |
| 28 | 06-2685 | | Stud, Tensioner | 2 | |
| 29 | 06-7700 | NM 18202 | Washer, Tensioner | 2 | |
| 30 | 06-2692 | | Nut Tensioner | 2 | |
| 31 | 06-7526 | NMT 2008 | Sealing Washer, T.S. Bearing | 1 | |
| 32 | 08-3838 † | | Piston Complete | 2 | |
| 33 | 08-7958 * † | R28640K | Ring Set, Piston, STD. | 2 | |
| 34 | 08-3842 | | Wrist Pin | 2 | |
| 35 | 08-7834 | NM 23276 | Circlip | 4 | |

† For undersizes/oversize see preface

* Only available in sets

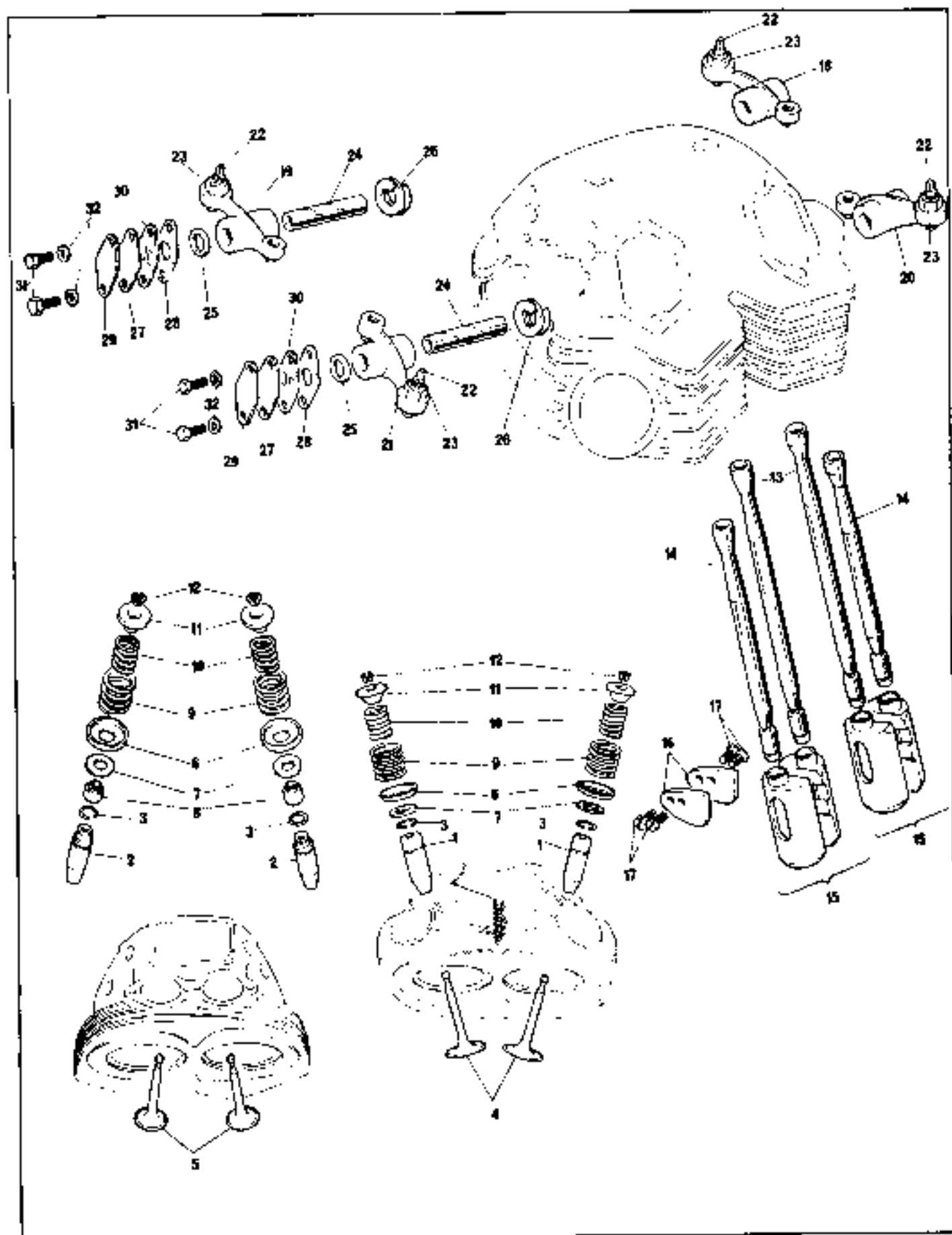


Engine: Cylinder, Cylinder Head

Engine: Cylinder, Cylinder Head

2

| <i>Ref. No.</i> | <i>Part No.</i> | <i>Maker's or Superseded Part No.</i> | <i>Description</i> | <i>Quantity</i> | <i>Bit No.</i> |
|---------------------|---------------------|---|-----------------------------------|-----------------|--------------------|
| 1 | 06-5074 | | Cylinder | 1 | |
| 2 | 06-5051 | | Gasket (Eyeletted), Cylinder Head | 1 | |
| 3 | 06-3830 | | Cylinder Head with Guides | 1 | |
| 4 | 06-7582 | NMT2252 | Stud, Front Rocker Cover | 4 | |
| 5 | 08-7893 | NM18033 | Stud, Rear Rocker Cover | 1 | |
| 6 | 00-0579 | | Dowel, Rocker Cover | 1 | |
| 7 | 06-7894 | NM18093A | Cover, Rocker, Front | 2 | |
| 8 | 06-7654 | NMT2086 | Gasket, Front Cover | 2 | |
| 9 | 06-7552 | NMT2085 | Nut, Front Cover | 4 | |
| 10 | 08-7895 | NM18094A | Cover, Rocker, Rear | 1 | |
| 11 | 06-7551 | NMT2084 | Gasket, Rear Cover | 1 | |
| 12 | 06-7549 | NMT2082 | Washer, Rear Cover | 1 | |
| 13 | 06-7562 | NMT2162 | Nut, Rear Cover | 1 | |
| 14 | 06-3085 | | Through-Bolt, Cylinder | 4 | |
| 15 | 06-4147 | | Washer | 4 | |
| 16 | 06-7561 | NMT2161 | Stud, Cylinder to Head | 2 | |
| 17 | 06-7885 | NM24388 | Stud, Cylinder to Head | 3 | |
| 18 | 06-3192 | | Nut, | 2 | |
| 19 | 06-7529 | NMT2017 | Nut | 2 | |
| 20 | 06-7870 | NM24250 | Nut | 1 | |
| 21 | 60-2321 | 000011 | Washer | 2 | |
| 22 | 06-0401 | | Bolt, Cylinder to Head | 4 | |
| 23 | 06-7918 | NM25313 | Bolt, Short, Cylinder to Head | 1 | |
| 24 | 01-6213 | | Washer | 5 | |
| 25 | 06-3812 | | Gasket, Cylinder Base | 1 | |
| Not illus. | 06-6591 | | Plate, Compression | Available | |

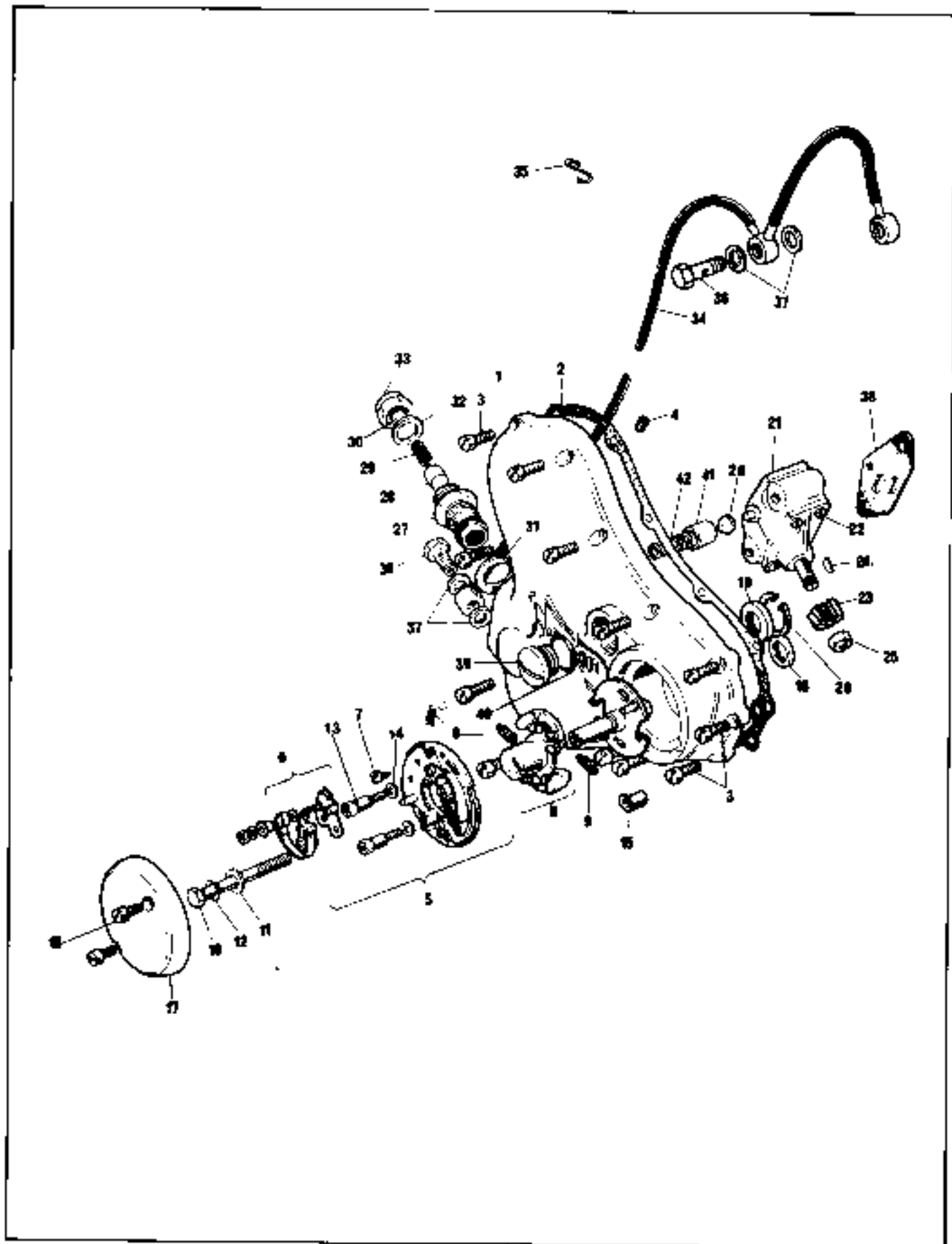


Engine: Valve Gear

Engine: Valve Gear

| Ref. No. | Part No. | Maker's or Superseded Part No. | Description | Quantity | Bin No. |
|----------|-----------|--------------------------------|-------------------------------------|----------|---------|
| 1 | 06-5024 | | Valve Guide, Exhaust | 2 | |
| 2 | 06-5027 | | Valve Guide, Inlet | 2 | |
| 3 | 01-1111 | | Circle, Valve Guide | 4 | |
| 4 | 06-5115 | | Valve, Exhaust | 2 | |
| 5 | 06-4034 | | Valve, Inlet | 2 | |
| 6 | 06-1399 | | Seat, valve, Spring | 4 | |
| 7 | 06-7845 | NM23392 | Heat Insulator | 4 | |
| 8 | 06-7823 | | Seat, Valve Stem, Inlet | 2 | |
| 9 | 06-2726 | NM22839 | Spring, Valve, Inner | 4 | |
| 10 | 06-7822 | NM22838 | Spring, Valve, Outer | 4 | |
| 11 | 06-7506 | NMT186 | Collar, Valve | 2 pairs | |
| 12 | 06-7507 * | NMT187 | Split Collar | 4 | |
| 13 | 06-7840 | NM25515 | Pushrod, Inlet, Complete (pairs) | 2 | |
| 14 | 06-7941 | NM25516 | Pushrod, Exhaust, Complete (pairs) | 2 | |
| 15 | 06-7820 * | NM22771-2 | Tappet | 1 pair | |
| 16 | 06-3082 | | Plate, Tappet Location | 2 | |
| 17 | 06-7580 | NMT2143 | Screw, Location Plate | 4 | |
| 18 | 06-2473 | | Rocker, Inlet L.H. with Ball End | 1 | |
| 19 | 06-2471 | | Rocker, Inlet R.H. with Ball End | 1 | |
| 20 | 06-2474 | | Rocker, Exhaust, L.H. with Ball End | 1 | |
| 21 | 06-2472 | | Rocker, Exhaust, R.H. with Ball End | 1 | |
| 22 | 06-7546 | NMT2074 | Adjuster | 4 | |
| 23 | 06-7508 | NMT232 | Nut, Adjuster | 4 | |
| 24 | 06-7924 | NM25350 | Spindle, Rocker | 4 | |
| 25 | 06-7697 | NM18102 | Washer, Rocker Thrust | 4 | |
| 26 | 06-7698 | NM18103 | Spring Washer, Rocker | 4 | |
| 27 | 06-7580 | NMT2240 | Paper Gasket, Rocker Plate | 4 | |
| 28 | 06-7550 | NMT2083 | Paper Gasket, Rocker Spindle | 4 | |
| 29 | 06-7579 | NMT2239 | Lock Plate | 4 | |
| 30 | 06-7578 | NMT2238 | Retaining Plate | 4 | |
| 31 | 06-3124 | | Bolt | 8 | |
| 32 | 06-3179 | | Copper Washer | 8 | |

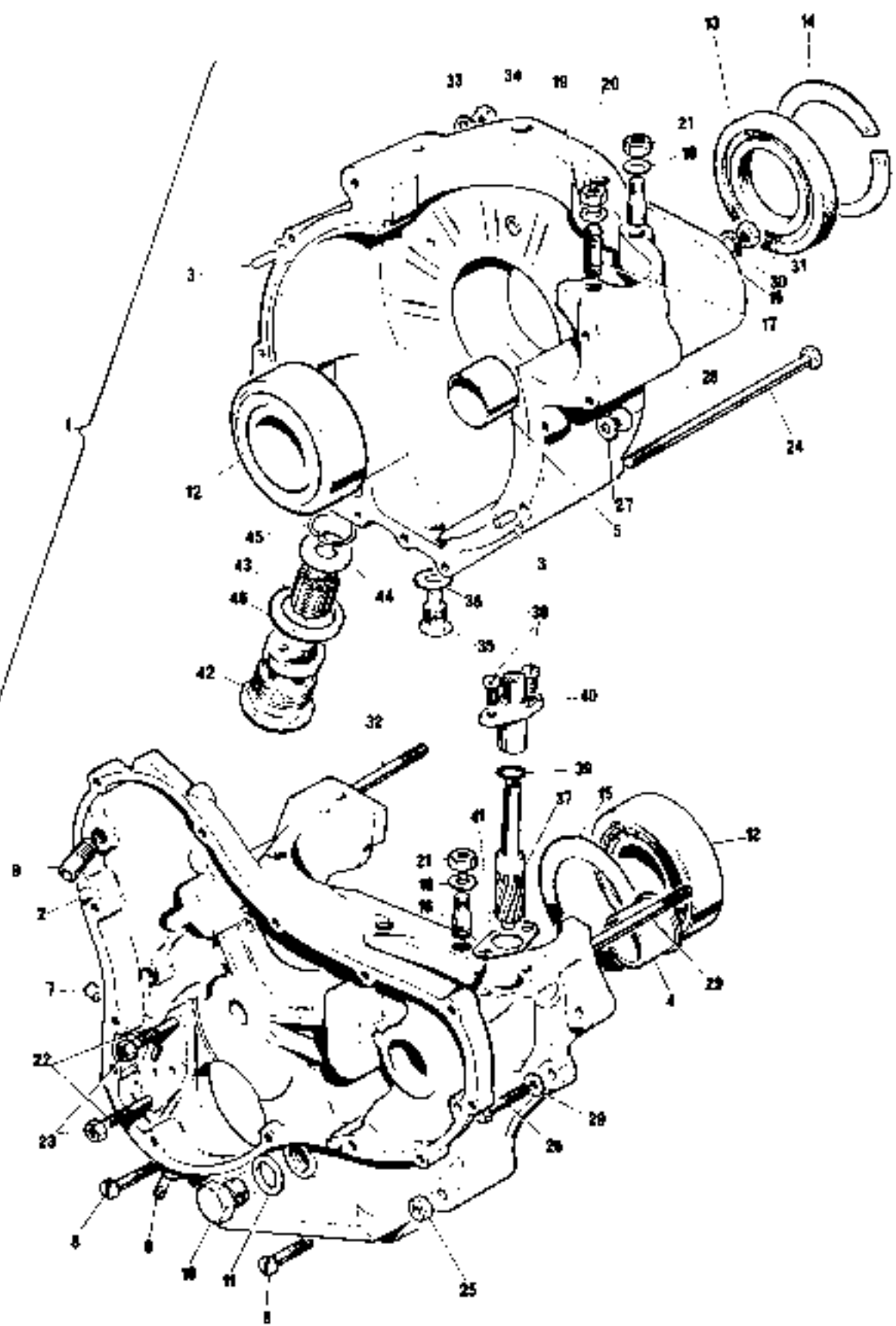
* Only available in pairs



**Engine: Contact Breaker, Timing Cover,
Oil Pump, Oil Pressure Relief Valve**

Engine: Contact Breaker, Timing Cover, Oil Pump, Oil Pressure Relief Valve

| <i>Ref. No.</i> | <i>Part No.</i> | <i>Maker's or Superseded Part No.</i> | <i>Description</i> | <i>Quantity</i> | <i>Bin No.</i> |
|---------------------|---------------------|---|--------------------------------|-----------------|--------------------|
| 1 | 06-6161 | | Timing Cover | 1 | |
| 2 | 06-1092 | | Gasket, Timing Cover | 1 | |
| 3 | 06-5533 | | Screw, Timing Cover | 12 | |
| 4 | 06-7600 | NME4591 | Plug, Oilway | 1 | |
| 5 | 06-8110 | 54425160 | Contact Breaker Plate Assembly | 1 | |
| 6 | 19-1948 | 60600271 | Points Set | 2 | |
| 7 | 99-0769 | 54419220 | Eccentric Screw | 2 | |
| 8 | 06-8047 | 54426429 | Auto Advance Mechanism | 1 | |
| 9 | 06-8046 | 54412229 | Spring Set | 1 | |
| 10 | 06-0720 | | Bolt, Contact Breaker Cam | 1 | |
| 11 | 06-7577 | NMT2221 | Plain Washer, Cam | 1 | |
| 12 | 01-5306 | | Spring Washer, Cam | 1 | |
| 13 | 06-1281 | | Screw, Contact Breaker | 2 | |
| 14 | 02-9984 | | Washer | 2 | |
| 15 | 06-1093 | | Seal for Lead | 1 | |
| 16 | 06-3609 | | Oil Seal, Contact Breaker | 1 | |
| 17 | 06-1087 | | Cover | 1 | |
| 18 | 06-1105 | | Screw, Cover | 2 | |
| 19 | 04-8023 | | Oil Seal | 1 | |
| 20 | 04-8079 | | Carclap, Oil Seal | 1 | |
| 21 | 06-6193 | | Oil Pump Complete | 1 | |
| 22 | 06-7648 | NM15512 | Screw, Cover | 4 | |
| 23 | 08-7890 | NM24733 | Worm Gear, Oil Pump | 1 | |
| 24 | 08-2609 | | Key, Worm Gear | 1 | |
| 25 | 08-3024 | | Nut, Worm Gear | 1 | |
| 26 | 06-6190 | | Sealing Washer, Feed Bush | 1 | |
| 27 | 06-6195 | | Body, Pressure Release Valve | 1 | |
| 28 | 06-7540 | NMT2054 | Piston | 1 | |
| 29 | 06-7544 | NMT2061 | Spring | 1 | |
| 30 | 06-7846 | NM16404 | Shim | 5 | |
| 31 | 06-7542 | NMT2058 | Washer, Relief Valve Union | 1 | |
| 32 | 06-7541 | NMT2057 | Washer, Relief Valve Nut | 1 | |
| 33 | 06-7543 | NMT2060 | Nut, Relief Valve | 1 | |
| 34 | 08-5581 | | Pipe, Rocker Feed | 1 | |
| 35 | 06-5050 | | Clip, Rocker Feed Pipe | 1 | |
| 36 | 06-7896 | NM18101 | Bolt, Banjo | 3 | |
| 37 | 06-7522 | NMT1084 | Alloy Washer | 6 | |
| 38 | 06-2447 | | Gasket, Pump to Crankcase | 1 | |
| 39 | 06-6165 | | Plug | 1 | |
| 40 | 06-6166 | | 'O' Ring | 1 | |
| 41 | 06-6199 | | Plunger | 1 | |
| 42 | 06-6198 | | Spring | 1 | |



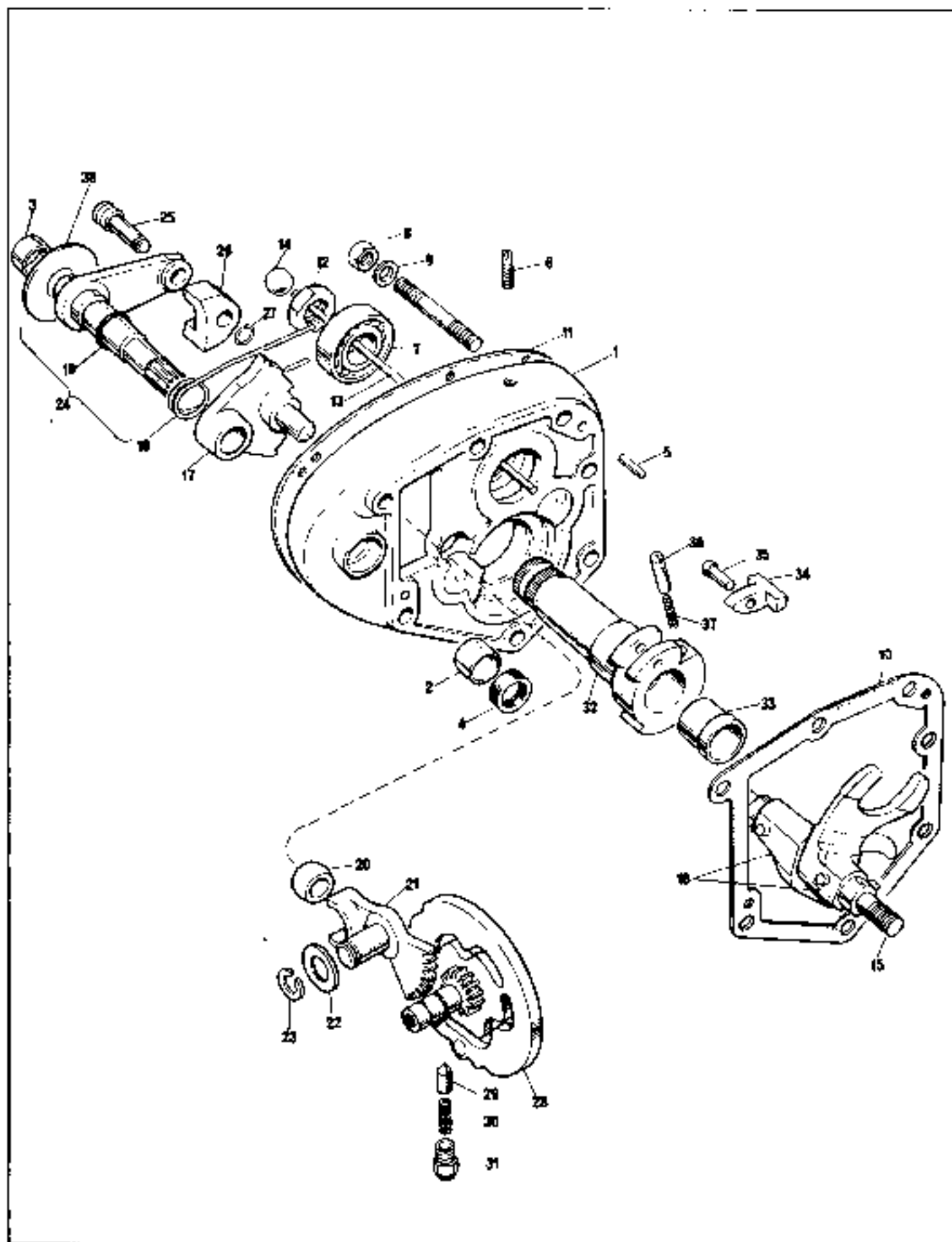
**Engine: Crankcases, Filter, Breather,
Tachometer Drive**

Engine: Crankcases, Filter, Breather, Tachometer Drive

| Ref. No. | Part No. | Maker's or Superseded Part No. | Description | Quantity | Bin No. |
|----------|----------|--------------------------------|------------------------------|----------|---------|
| 1 | 06-5666 | | Crankcase Halves Assembled | 1 | |
| 2 | 06-7621 | NM11790 | Dowel | 2 | |
| 3 | 06-2621 | | Dowel | 2 | |
| 4 | 06-5428 | | Bush, Camshaft, Timing Side | 2 | |
| 5 | 08-5425 | | Bush, Camshaft, Drive Side | 2 | |
| 6 | 08-2638 | | Grub Screw, Oil Stop | 1 | |
| 7 | 08-7786 | NM21287 | Dowel, Junction Block | 1 | |
| 8 | 08-2685 | | Screw, D.5 In T.S. Crankcase | 2 | |
| 9 | 08-4200 | | Tube, Breather | | |
| 10 | 06-6006 | | Plug Timing | 1 | |
| 11 | 06-6007 | | Washer | 1 | |
| 12 | 06-4118 | | Bearing, Main | 2 | |
| 13 | 06-7567 | NMT2187 | Oil Seal, Main Bearing | 1 | |
| 14 | 06-5246 | | Circlip | 1 | |
| 15 | 06-7569 | NMT2196A | Shim | AN | |
| 16 | 06-3824 | | Stud, Stepped, Cylinder | 4 | |
| 17 | 06-2630 | | Stud, Front, Cylinder | 1 | |
| 18 | 06-6489 | | Washer | 4 | |
| 19 | 06-4147 | NM24252 | Washer | 4 | |
| 20 | 06-2651 | | Nut | 1 | |
| 21 | 06-3825 | | Nut | 1 | |
| 22 | 60-2321 | 18318 | Oil Pump Washer | 2 | |
| 23 | 14-0219 | 27838 | Oil Pump Bolt | 2 | |
| 24 | 06-2663 | | Bolt, Long, Crankcase | 1 | |
| 25 | 14-0302 | 060348 | Nut | 1 | |
| 26 | 14-0218 | | Bolt, Short | 1 | |
| 27 | 60-2348 | 30869 | Washer | 1 | |
| 28 | 14-0302 | 060348 | Nut | 1 | |
| 29 | 08-2862 | | Stud, Crankcase Top Front | 1 | |
| 30 | 08-7577 | NMT2221 | Washer, Crankcase Stud | 1 | |
| 31 | 14-0301 | 26947 | Nut, Crankcase Stud | 1 | |
| 32 | 06-4787 | | Stud, Crankcase Top Rear | 1 | |
| 33 | 01-6213 | | Washer, Crankcase Stud | 1 | |
| 34 | 14-0303 | 21898 | Nut, Crankcase Stud | 1 | |
| 35 | 06-4188 | | Plug, Magnetic, Sump | 1 | |
| 36 | 06-2824 | | Washer, Plug | 1 | |
| 37 | 06-5201 | | Gear, Tachometer | 1 | |
| 38 | 06-2870 | | Screw | 2 | |
| 39 | 06-5203 | | 'O' Ring | 1 | |
| 40 | 06-5200 | | Housing | 1 | |
| 41 | 06-3056 | | Gasket, Tachometer Housing | 1 | |
| 42 | 06-7676 | NM16945 | Body, Sump Filter | 1 | |
| 43 | 06-7677 | NM16946 | Filter Gauze | 1 | |
| 44 | 06-7678 | NM16947 | Washer, Filter | 1 | |
| 45 | 06-7679 | NM16948 | Circlip | 1 | |
| 46 | 06-7680 | NM16949 | Washer, Filter Body | 1 | |

Gearbox: Shell, Gear Cluster, Sprocket, Mounting Bolt

| Ref. No. | Part No. | Maker's or Superseded Part No. | Description | Quantity | Bin |
|------------|----------|--------------------------------|-------------------------------|-----------------------|-------|
| 1 | 06-5207 | | Gearbox Shell | 1 | |
| 2 | 04-0138 | | Bolt, Drain | 1 | |
| 3 | 00-0200 | | Joint Washer, Drain Bolt | 1 | |
| 4 | 60-2322 | 000010 | Washer, Steel | 1 | |
| 5 | 04-0056 | | Bush, Cam, Spindle | 1 | |
| 6 | 06-5209 | | Bush, Quadrant | 1 | |
| 7 | 04-0061 | | Stud, Inner Case | 2 | |
| 8 | 00-0271 | | Stud, Inner Case | 5 | |
| 9 | 00-0577 | | Dowel | 2 | |
| 10 | 04-0098 | | Bearing, Sleeve Gear | 1 | |
| 11 | 04-0132 | | Oil Seal, Sleeve Gear Bearing | 1 | |
| 12 | 06-7710 | 040100 | Bearing Layshaft | 1 | |
| 13 | 06-0384 | | Mainshaft | 1 | |
| 14 | 04-0026 | | Gear, 1st, Mainshaft | 1 | |
| 15 | 06-4640 | | Gear, 2nd, Mainshaft | 1 | |
| 16 | 04-0048 | | Bush, 2nd Gear | 1 | |
| 17 | 04-0635 | | Gear, 3rd, Mainshaft | 1 | |
| 18 | 06-5954 | | Gear, Sleeve, With Bushes | 1 | |
| 19 | 06-6203 | | Bush, Sleeve Gear | 2 | |
| 20 | 06-4989 | | Circlip | 2 | |
| 21 | 04-0025 | | Layshaft | 1 | |
| 22 | 04-0115 | | Gear, 1st, Layshaft | 1 | |
| 23 | 04-0046 | | Bush, 1st Gear | 1 | |
| 24 | 06-4839 | | Gear, 2nd, Layshaft | 1 | |
| 25 | 04-0634 | | Gear, 3rd, Layshaft | 1 | |
| 26 | 04-0047 | | Bush, 3rd Gear | 1 | |
| 27 | 06-1058 | | Gear, 4th, Layshaft | 1 | |
| 28 | 04-0129 | | 'O' Ring | 3 | |
| Not illus. | 06-8094 | E4150 | Shim, for 'O' Ring | 1 | |
| 29 | 04-0136 | | Bolt, Spindle | 1 | |
| 30 | 00-0174 | | Washer, Spindle Bolt | 1 | |
| 31 | 04-0480 | | Sprocket, Countershaft (19T) | Available | |
| 32 | 06-0931 | | Sprocket, Countershaft (20T) | { Std. N. America } 1 | |
| 33 | 06-0721 | | Sprocket, Countershaft (21T) | Available | |
| 34 | 06-0759 | | Sprocket, Countershaft (22T) | All markets except | |
| 35 | 06-3420 | | Sprocket, Countershaft (23T) | N. America } 1 | |
| 36 | 06-3421 | | Sprocket, Countershaft (24T) | Available | |
| 37 | 04-0131 | | Spacer, Sprocket | 1 | |
| 38 | 04-0070 | | Nut, Sprocket | 1 | |
| 39 | 04-0076 | | Lock Washer, Sprocket | 1 | |
| 40 | 00-0450 | | Screw, Lock Washer | 1 | |
| 41 | 06-4697 | | Bolt, Top, Gearbox | 1 | |
| 42 | 00-0013 | | Washer, Top Bolt | 1 | |
| 43 | 03-0023 | | Spacer | 1 | |
| 44 | 06-4730 | | Nut | 1 | |
| 45 | 06-0697 | | Stud, Bottom | 1 | |
| 46 | 00-0006 | | Washer | 2 | |
| 47 | 06-0626 | | Nut | 2 | |
| 48 | 06-5390 | | Switch, Neutral Indicator | 1 | |
| 49 | 14-0403 | 2607B | Locknut | 1 | |
| 50 | 06-6364 | | Ring, Sealing | 1 | |



Gearbox: Inner Cover

Gearbox: Inner Cover

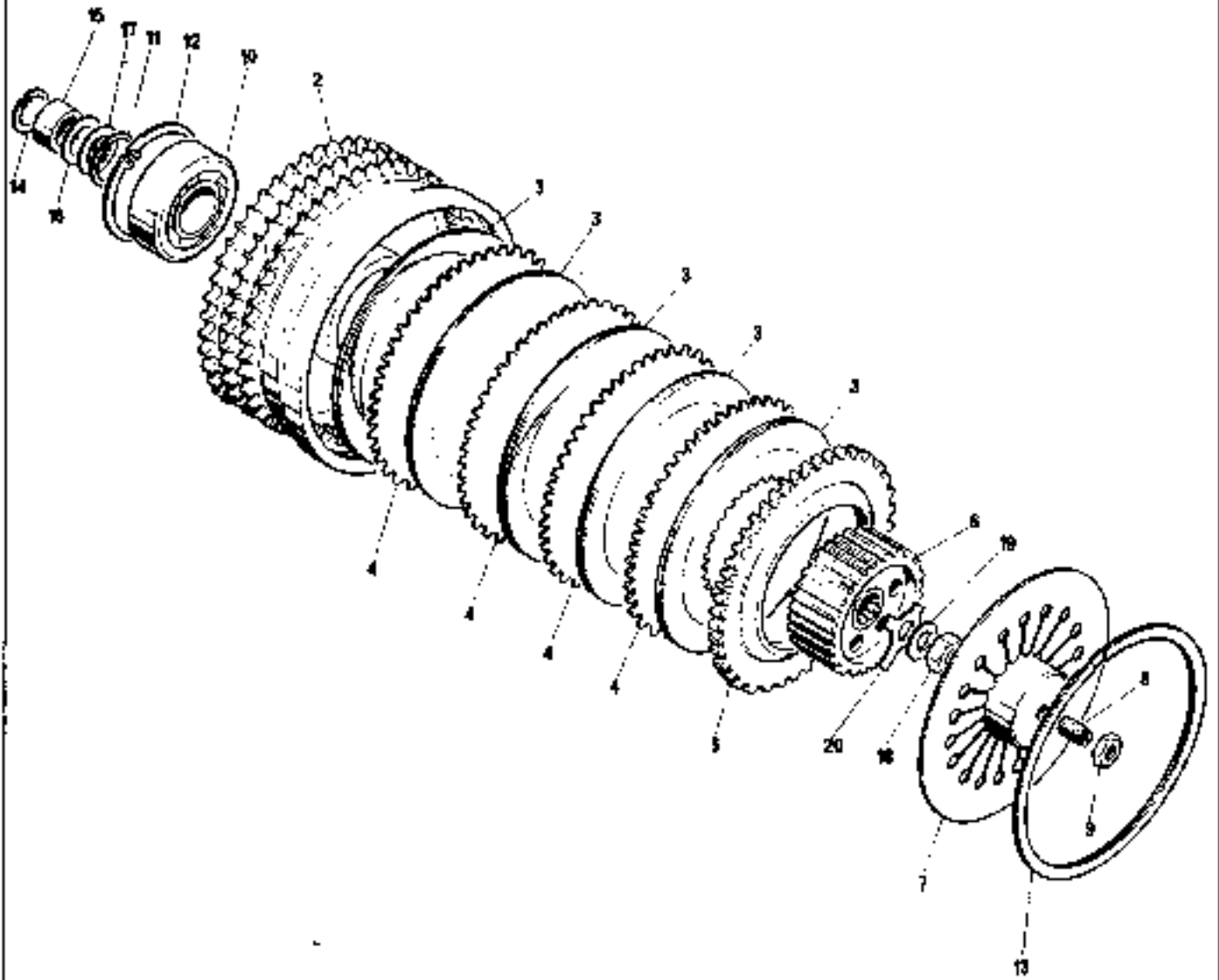
7

| <i>Ref. No.</i> | <i>Part No.</i> | <i>Maker's or Superseded Part No.</i> | <i>Description</i> | <i>Quantity</i> | <i>Bin No.</i> |
|---------------------|---------------------|---|-------------------------------|-----------------|--------------------|
| 1 | 08-5210 | | Cover, Inner | 1 | |
| 2 | 08-5184 | | Bush, Inner, Gear Shift | 1 | |
| 3 | 04-0473 | | Bush, Cover | 1 | |
| 4 | 08-5183 | | Oil Seal, Gearshaft | 1 | |
| 5 | 00-0577 | | Dowel, Outer to Inner Cover | 2 | |
| 6 | 06-5199 | | Tube, Breather | 1 | |
| 7 | 04-0099 | | Bearing, Mainshaft | 1 | |
| 8 | 00-0004 | 014734 | Nut, Gearbox Inner Cover Stud | 7 | |
| 9 | 80-2330 | | Washer | 7 | |
| 10 | 04-0030 | | Gasket, Cover to Shell | 1 | |
| 11 | 04-0055 | | Gasket, Inner to Outer Cover | 1 | |
| 12 | 04-0023 | | Nut, Mainshaft | 1 | |
| 13 | 04-0084 | | Pushrod, Clutch | 1 | |
| 14 | 04-0031 | | Ball, Clutch Operating | 1 | |
| 15 | 04-0035 | | Spindle, Selected Fork | 1 | |
| 16 | 04-0022 | | Fork, Selector | 2 | |
| 17 | 06-5712 | | Ratchet Plate Assembled | 1 | |
| 18 | 04-0038 | | Ratchet Spring | 1 | |
| 19 | 04-0079 | | 'O' Ring Ratchet Spring | 1 | |
| 20 | 06-5150 | | Roller, Knuckle Pin | 1 | |
| 21 | 06-5148 | | Quadrant | 1 | |
| 22 | 06-5149 | | Washer, Quadrant | 1 | |
| 23 | 01-9512 | | Circlip | 1 | |
| 24 | 06-5210 | | Carrier, Pawl Assembly | 1 | |
| 25 | 04-0067 | | Pin, Pawl Pivot | 1 | |
| 26 | 04-0024 | | Pawl | 1 | |
| 27 | 04-0049 | | Circlip | 1 | |
| 28 | 06-5504 | | Camplate | 1 | |
| 29 | 04-0034 | | Plunger | 1 | |
| 30 | 04-0442 | | Spring | 1 | |
| 31 | 04-0036 | | Bolt, Plunger Spring | 1 | |
| 32 | 06-6169 | | Shaft, Kickstart, with Bush | 1 | |
| 33 | 04-0146 | | Bush | 1 | |
| 34 | 06-2015 | | Pawl, Kickstart | 1 | |
| 35 | 04-0033 | | Pin, Kickstart Pawl | 1 | |
| 36 | 04-0069 | | Plunger, Kickstart Pawl | 1 | |
| 37 | 04-0044 | | Spring, Kickstart Pawl | 1 | |
| 38 | 04-0135 | | Washer, Spindle | 1 | |

Gearbox: Outer Cover, Kickstart

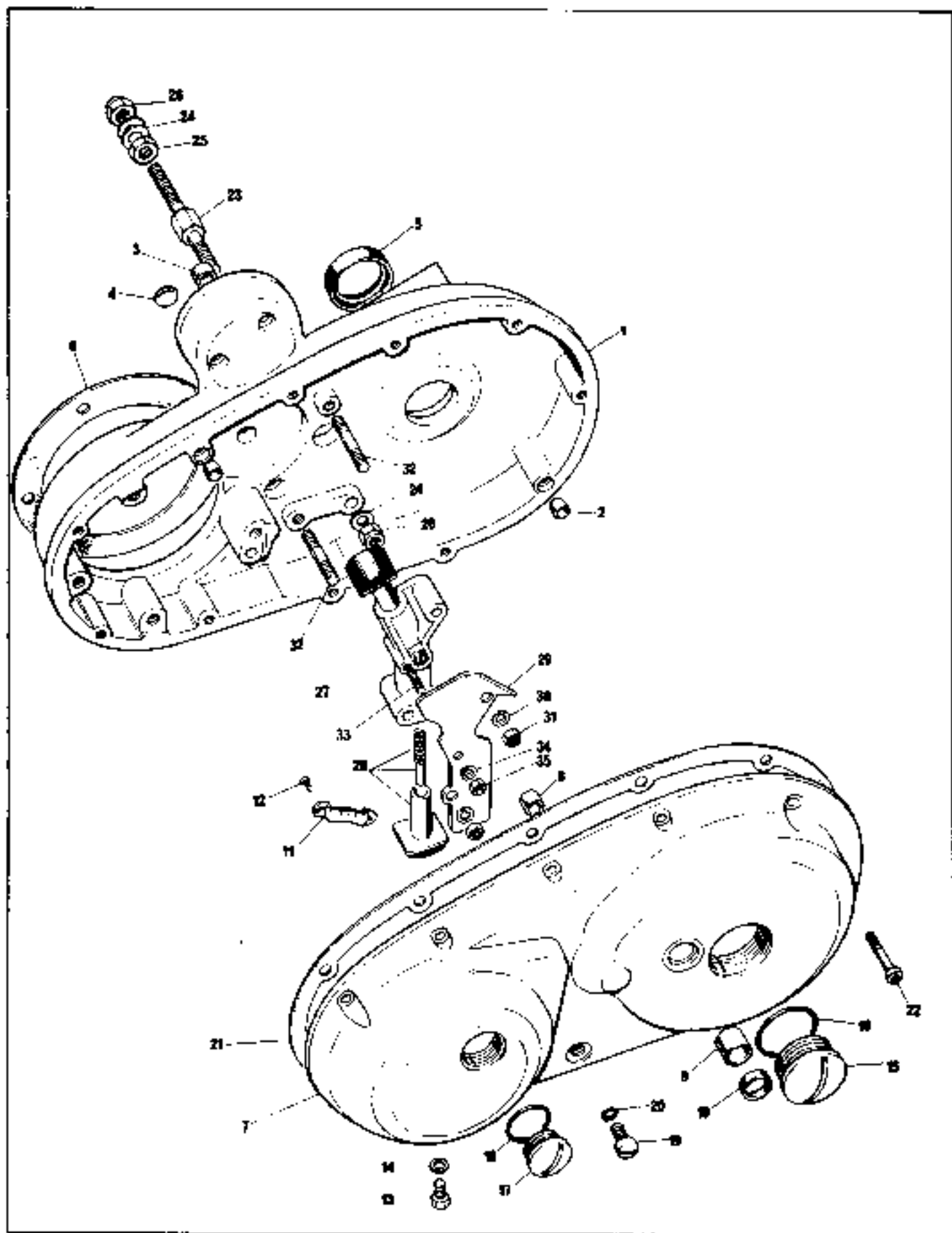
8

| <i>Ref. No.</i> | <i>Part No.</i> | <i>Maker's or Superseded Part No.</i> | <i>Description</i> | <i>Quantity</i> | <i>Bin No.</i> |
|---------------------|---------------------|---|----------------------------|-----------------|--------------------|
| 1 | 06-5711 | | Cover, Gearbox Outer | 1 | |
| 2 | 06-5184 | | Bush, Outer, Gearshift | 1 | |
| 3 | 04-0472 | | Bush, Outer, Kickstart | 1 | |
| 4 | 06-614E | | Oil Seal, Kickstart Shaft | 1 | |
| 5 | 00-0482 | | Screw, Outer Cover | 5 | |
| 6 | 06-5E17 | | Cover, Inspection | 1 | |
| 7 | 04-0057 | | Gasket, Inspection Cover | 1 | |
| 8 | 00-0450 | | Screw, Inspection Cover | 2 | |
| 9 | 04-0137 | | Bolt, Oil Level | 1 | |
| 10 | 00-0203 | | Sealing Washer, Level Bolt | 1 | |
| 11 | 12-1018 | | Kickstart Complete | 1 | |
| 12 | 06-6397 | | Crank | 1 | |
| 13 | 06-6398 | | Pin | 1 | |
| 14 | 06-6400 | | Ball | 1 | |
| 15 | 06-6399 | | Spring | 1 | |
| 16 | 06-0650 | | Domed Nut | 1 | |
| 17 | 60-2349 | | Plain Washer | 1 | |
| 18 | 04-0433 | | Spring Washer | 1 | |
| 19 | 03-3218 | | Rubber | 1 | |
| 20 | 06-0599 | | Pinch Bolt | 1 | |
| 21 | 04-0475 | | Spring, Kickstart Return | 1 | |
| 22 | 06-4049 | | Plate, Stop, Gearshift | 1 | |
| 23 | 04-1400 | | Bolt, Stop Plate | 2 | |
| 24 | 01-4117 | | Washer | 2 | |
| 25 | 04-0479 | | Spring, Return | 1 | |
| 26 | 06-0715 | | Lever, Clutch Operating | 1 | |
| 27 | 04-0059 | | Body, Operations Lever | 1 | |
| 28 | 04-0003 | | Lockring | 1 | |
| 29 | 04-0060 | | Roller, Clutch Operating | 1 | |
| 30 | 04-0065 | | Sleeve, Roller | 1 | |
| 31 | 00-0457 | | Screw, Roller | 1 | |
| 32 | 01-1846 | | Nut, Roller | 1 | |



Clutch

| <i>Ref. No.</i> | <i>Part No.</i> | <i>Maker's or Superseded Part No.</i> | <i>Description</i> | <i>Quantity</i> | <i>Bin No.</i> |
|---------------------|---------------------|---|-------------------------------|-----------------|--------------------|
| 1 | 06-4644 | | Clutch Complete | 1 | |
| 2 | 06-2482 | | Sprocket with Backplate | 1 | |
| 3 | 06-3741 | | Plate, Sintered, Friction | 5 | |
| 4 | 06-0746 | | Plate, Plain | 4 | |
| 5 | 06-3768 | | Plate, Pressure | 1 | |
| 6 | 06-3879 | | Centre | 1 | |
| 7 | 06-0770 | | Plate, Spring | 1 | |
| 8 | 06-1179 | | Adjuster | 1 | |
| 9 | 06-0006 | | Nut, Clutch Adjuster | 1 | |
| 10 | 06-0750 | | Bearing | 1 | |
| 11 | 06-0753 | | Circlip, Inner | 1 | |
| 12 | 06-0754 | | Circlip, Outer | 1 | |
| 13 | 06-0751 | | Circlip, Spring | 1 | |
| 14 | 06-0752 | | Circlip, Clutch Location | 1 | |
| 15 | 06-0747 | | Spacer, Clutch Location | 1 | |
| 16 | 06-0884 | | Shim, Clutch Location .036 in | AR | |
| 17 | 06-0896 | | Shim, Clutch Location .036 in | AR | |
| 18 | 04-0373 | | Nut, Clutch Securing | 1 | |
| 19 | 06-3447 | | Washer | 1 | |
| 20 | 06-3459 | | Tab Washer | 1 | |



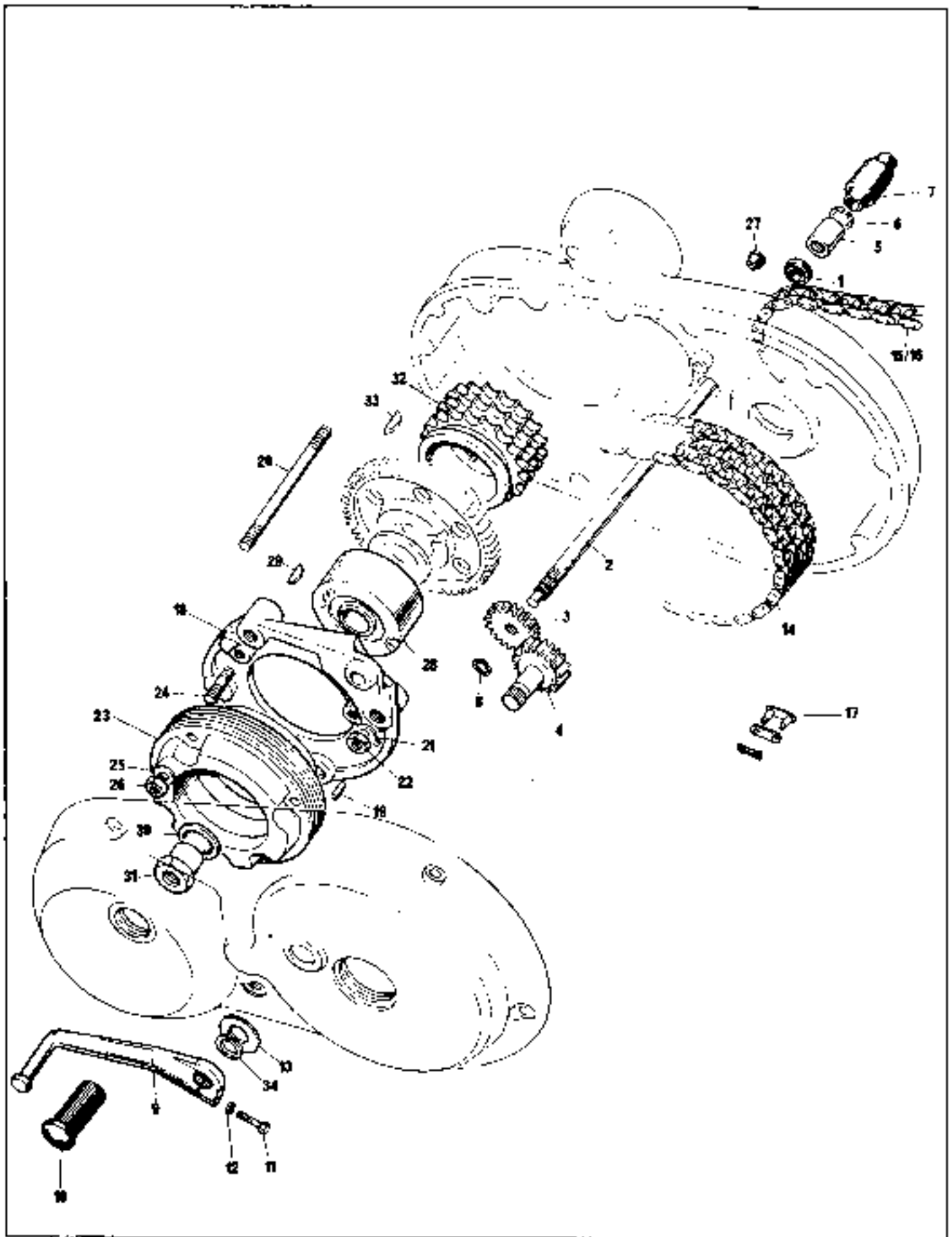
**Inner and Outer Chaincase,
Hydraulic Tensioner**

Inner and Outer Chaincase, Hydraulic Tensioner

GROUP

10

| Ref. No. | Part No. | Maker's or Superseded Part No. | Description | Quantity | Bin No. |
|------------|----------|--------------------------------|----------------------------------|----------|---------|
| 1 | 06-6023 | | Chaincase, Inner | 1 | |
| 2 | 06-7952 | 25616 | Dowel | 1 | |
| 3 | 14-6301 | 21865 | Nut | 1 | |
| 4 | 06-4727 | | Plug, Welch or Sealing | 1 | |
| 5 | 06-5956 | | Seal, Oil | 1 | |
| 6 | 06-4689 | | Gasket, Inner Case to Crankcase | 1 | |
| 7 | 06-4691 | | Chaincase Outer | 1 | |
| 8 | 06-5186 | | Bush, Cross Shaft | 1 | |
| 9 | 06-6189 | | Bush, Pedal Shaft | 1 | |
| 10 | 06-5187 | | Seal, Oil | 1 | |
| 11 | 06-4694 | | Plate, Indicator | 1 | |
| 12 | 06-0787 | | Screw, Self Tapping | 2 | |
| 13 | 06-8075 | 27027 | Screw, Drain | 1 | |
| 14 | 04-1123 | | Sealing Washer, Drain Screw | 1 | |
| 15 | 06-0388 | | Cap, Clutch Adjuster | 1 | |
| 16 | 06-2581 | | 'O' Ring | 1 | |
| 17 | 06-0659 | | Cap, Timing Inspection | 1 | |
| 18 | 06-2580 | | 'O' Ring | 1 | |
| 19 | 06-2582 | | Plug, Level | 1 | |
| 20 | 06-2583 | | Sealing Washer, Level Plug | 1 | |
| 21 | 06-5534 | | Gasket, Inner to Outer Chaincase | 1 | |
| 22 | 06-5533 | | Screw, Chaincase Outer | 10 | |
| 23 | 06-6257 | | Steady, Chaincase | 1 | |
| 24 | 60-2322 | 000010 | Washer | 1 | |
| 25 | 14-0403 | 26078 | Locknut | 1 | |
| 26 | 06-0397 | | Nut, Nyloc | 1 | |
| 27 | 06-4716 | | Body, Tensioner | 1 | |
| 28 | 06-5341 | | Plunger Assembly | 2 | |
| 29 | 06-8001 | | Plate, Cover | 1 | |
| 30 | 60-2418 | 22528 | Washer | 1 | |
| 31 | 14-0302 | 27815 | Nut | 2 | |
| 32 | 06-4717 | | Stud | 2 | |
| 33 | 06-3189 | | Stud | 1 | |
| 34 | 60-2417 | 18320 | Washer | 1 | |
| Not illus. | 06-6570 | | Gasket, Tensioner Body | 1 | |



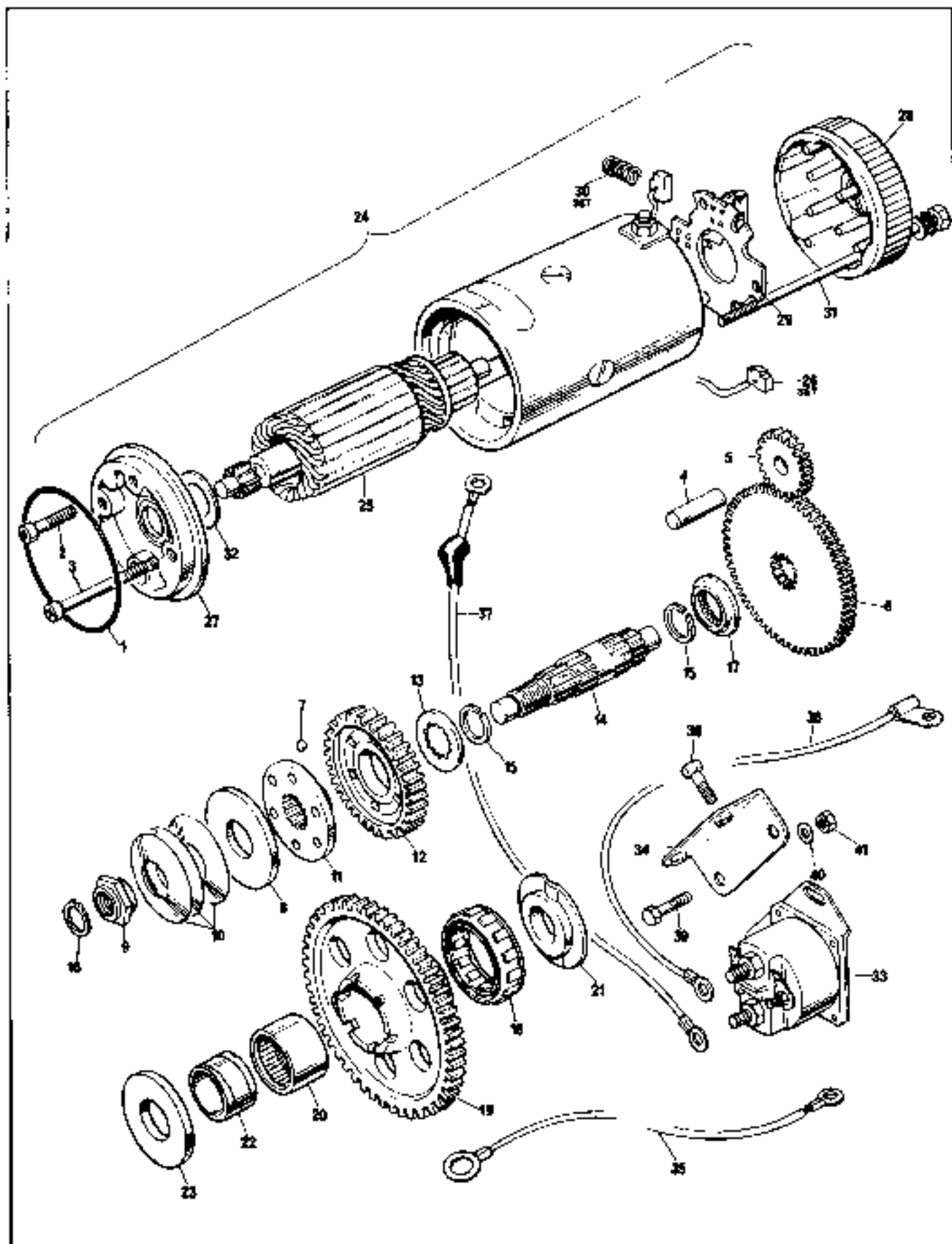
Gear Linkage, Chains, Alternator, Engine Sprocket

Gear Linkage, Chains, Alternator, Engine Sprocket

GROUP

11

| Ref. No. | Part No. | Maker's or Superseded Part No. | Description | Quantity | Bin No. |
|-------------|-------------|--------------------------------------|----------------------------------|----------|------------|
| 1 | 06-5183 | | Seal, Cross Shaft | 1 | |
| 2 | 06-6187 | | Cross, Shaft | 1 | |
| 3 | 06-6181 | | Gear, Cross Shaft | 1 | |
| 4 | 06-6180 | | Spindle | 1 | |
| 5 | 06-5607 | | Connector | 1 | |
| 6 | 06-6401 | | Circlip, Connector | 1 | |
| 7 | 06-5753 | | Sleeve, Protector | 1 | |
| 8 | 06-8089 | EB732 | Circlip | 2 | |
| 9 | 06-8188 | | Pedal, Gearshift | 1 | |
| 10 | 04-0086 | | Rubber, Gear Pedal | 1 | |
| 11 | 14-8105 | 26613 | Bolt, Gear Pedal | 1 | |
| 12 | 04-5062 | | Washer | 1 | |
| 13 | 06-5646 | | Washer, Locating | 1 | |
| 14 | 06-0366 | | Chain, Primary (Front) | 1 | |
| 15 | 06-5441 | | Chain, Rear, 100 Links (For 22T) | 1 | |
| 16 | 06-4025 | | Chain, Rear, 99 Links (For 20T) | 1 | |
| 17 | 06-6000 | | Split Link, Rear Chain No. 26 | AR | |
| 18 | 06-4708 | | Plate Outrigger | 1 | |
| 19 | 06-7621 | NM11790 | Dowel | 1 | |
| 20 | 06-4688 | | Stud, Outrigger Plate | 4 | |
| 21 | 06-4728 | | Tab Washer | 4 | |
| 22 | 14-0402 | 26681 | Nut | 4 | |
| 23 | 06-8101 | 47239 | Stator RM23 | 1 | |
| 24 | 06-4716 | | Stud, Stator Fixing | 3 | |
| 25 | 60-2321 | 18315 | Washer | 3 | |
| 26 | 06-0700 | | Nut | 3 | |
| 27 | 06-0903 | | Alternator Grommet | 1 | |
| 28 | 06-8100 | 60600444 | Rotor RM23 | 1 | |
| 29 | 06-5718 | | Key, Rotor | 1 | |
| 30 | 06-7894 | NM24948 | Washer, Rotor | 1 | |
| 31 | 06-4680 | | Nut, Rotor | 1 | |
| 32 | 06-4681 | | Sprocket, Engine | 1 | |
| 33 | 06-7595 | NME3682 | Key, Engine Sprocket | 1 | |
| 34 | 06-6050 | | Circlip | 1 | |



Electric Start

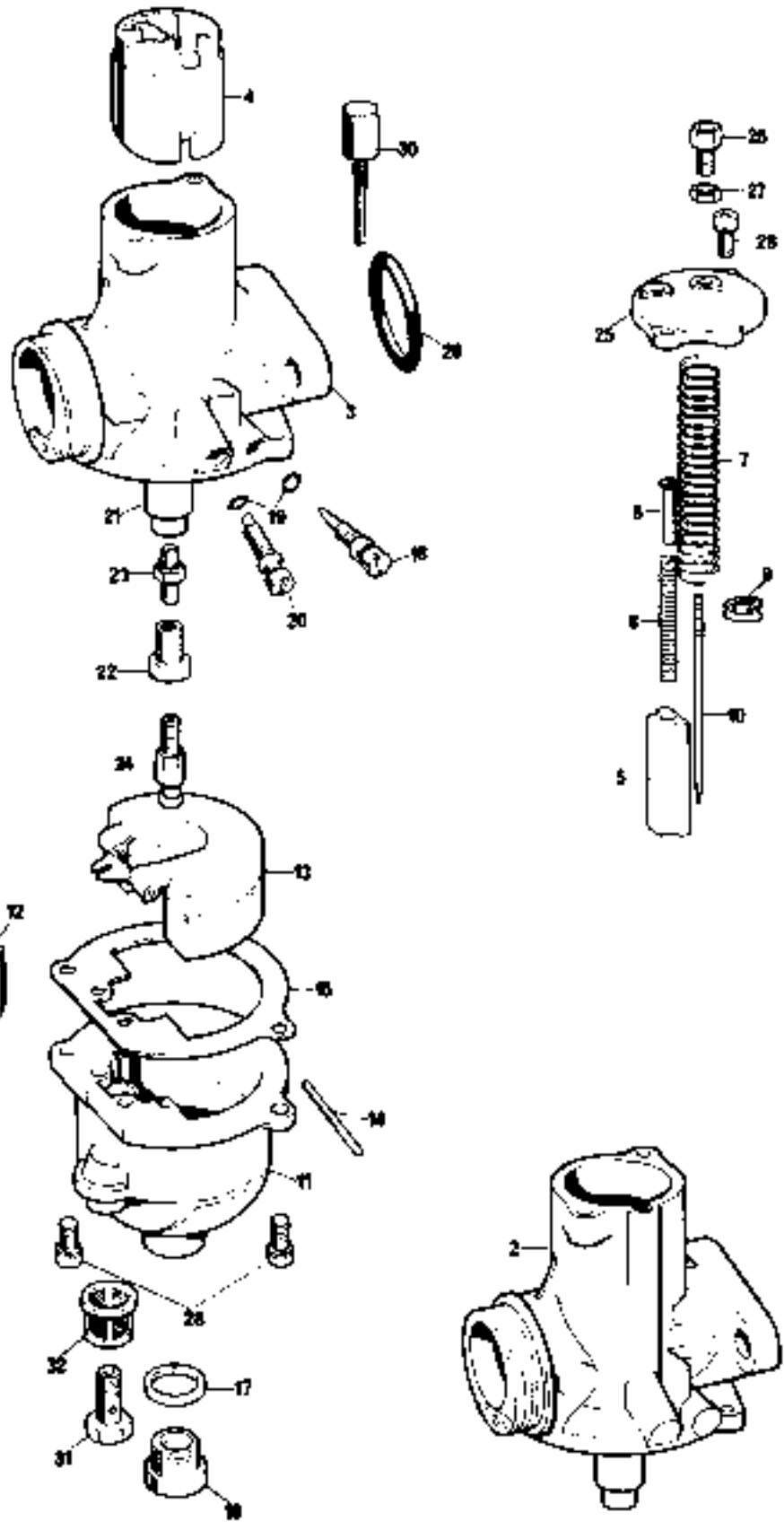
Electric Start

12

| Ref. No. | Part No. | Maker's or Superseded Part No. | Description | Quantity | Bin No. |
|----------|----------|--------------------------------|--------------------------------|----------|---------|
| 1 | 06-4704 | | 'O' Ring | 1 | |
| 2 | 06-4729 | | Screw | 2 | |
| 3 | 06-5532 | | Screw, Long | 1 | |
| 4 | 06-4703 | | Spindle, Idler | 1 | |
| 5 | 06-4702 | | Gear, Idler | 1 | |
| 6 | 06-4706 | | Gear, Idler | 1 | |
| 7 | 06-4743 | | Ball | 6 | |
| 8 | 06-4741 | | Thrust Washer | 1 | |
| 9 | 06-4745 | | Nut | 1 | |
| 10 | 06-4740 | | Disc Spring | 3 | |
| 11 | 06-4744 | | Carrier | 1 | |
| 12 | 06-4707 | | Gear | 1 | |
| 13 | 06-5862 | | Thrust Washer | 1 | |
| 14 | 06-4706 | | Shaft | 1 | |
| 15 | 06-8072 | 27804 | Circlip | 2 | |
| 16 | 06-4754 | | Circlip | 1 | |
| 17 | 06-5652 | | Thrust Washer | 1 | |
| 18 | 06-4733 | | Spring | 1 | |
| 19 | 06-4731 | | Gear, Crank | 1 | |
| 20 | 06-4711 | | Needle Roller Bearing | 1 | |
| 21 | 06-5761 | | Washer, Outer | 1 | |
| 22 | 06-5820 | | Face, Inner | 1 | |
| 23 | 06-5828 | | Washer, Inner | 1 | |
| 24 | 06-4791 | MGD4111 | Starter Motor - Prestolite | 1 | |
| 25 | 06-6310 | MGD2044 | Armature | 1 | |
| 26 | 06-6311 | MGD2032S | Brush Set | 1 | |
| 27 | 06-6312 | MGD1002 | Head Assembly - Commutator End | 1 | |
| 28 | 06-6313 | MGD2030 | Head Brush and Seal, Drive End | 1 | |
| 29 | 06-6314 | MGD1033B | Brush Plate and Holder | 1 | |
| 30 | 06-6315 | MGD18S | Spring Set (Brush) | 1 | |
| 31 | 06-6316 | MJM20CS | Through Bolt PKG | 1 | |
| 32 | 06-6317 | 90-2077 | Thrust Washer PKG | 1 | |
| 33 | 06-5508 | | Solenoid | 1 | |
| 34 | 06-5978 | | Bracket Solenoid | 1 | |
| 35 | 06-5909 | | Lead, Earth, Starter | 1 | |
| 36 | 06-5910 | | Lead, Battery to Solenoid | 1 | |
| 37 | 06-5911 | | Lead, Solenoid to Starter | 1 | |
| 38 | 14-0101 | 26484 | Bolt, Solenoid Bracket | 2 | |
| 39 | 06-0815 | | Bolt | 2 | |
| 40 | 60-2391 | 27758 | Washer | 2 | |

Prestolite Supply

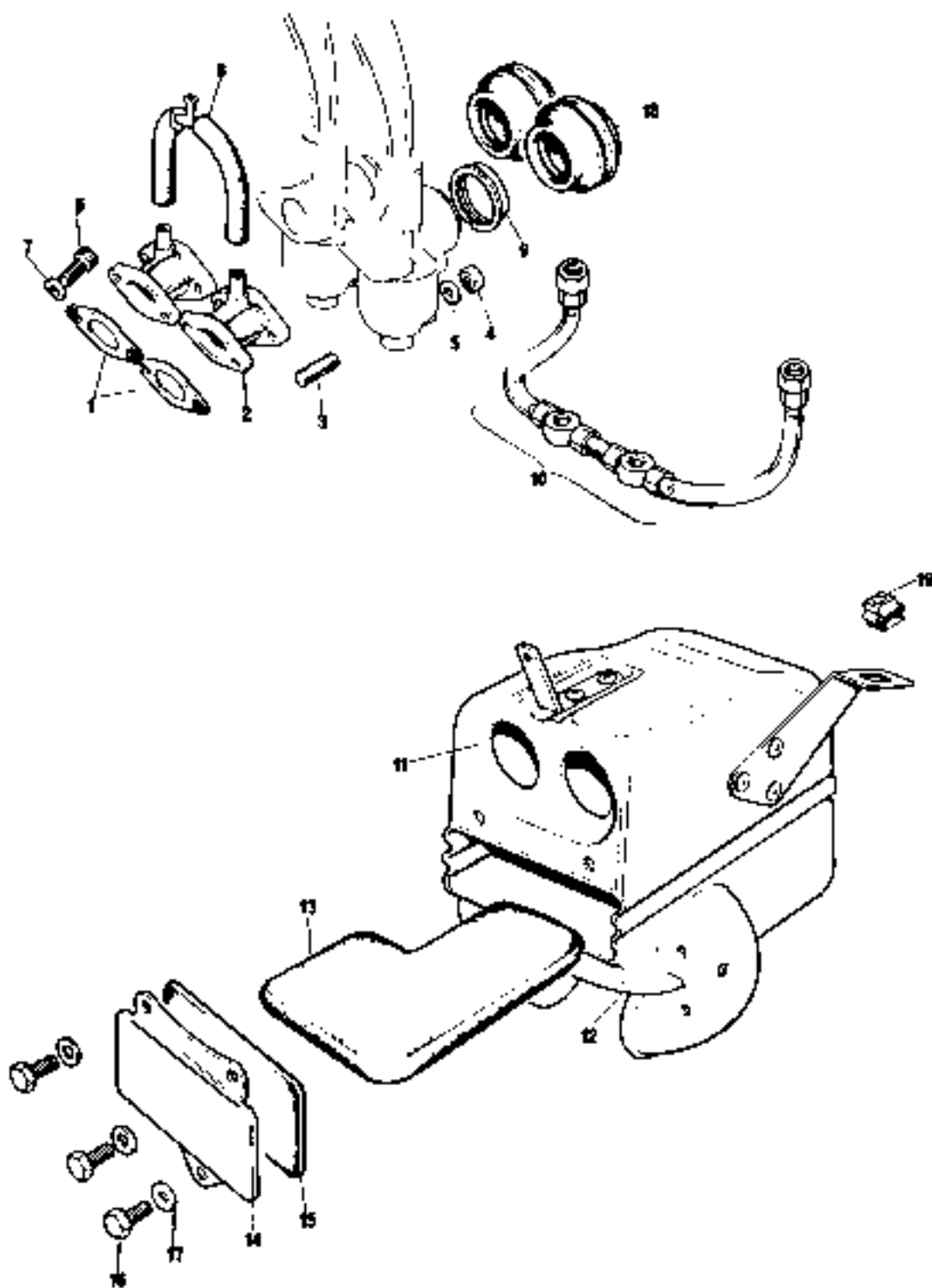
1/1A



Carburetors

Carburetors **13**

| Ref. No. | Part No. | Maker's or Superseded Part No. | Description | Quantity | Bin No. |
|----------|----------|--------------------------------|-----------------------------|-----------|---------|
| 1 | 06-5749 | L932-24 | Carburetor L.H. 32mm | 1 | |
| 1A | 06-5750 | R932-33 | Carburetor R.H. 32mm | 1 | |
| 2 | 06-8105 | L932-016 | Mixing Chamber L.H. 32mm | 1 | |
| 3 | 06-8108 | R932-016 | Mixing Chamber R.H. 32mm | 1 | |
| 4 | 99-0527 | 928-060 | Throttle Valve (quote size) | 2 | |
| 5 | 99-0528 | 928-062 | Air Valve | 2 | |
| 6 | 19-3139 | 928-103 | Guide Air Valve | 2 | |
| 7 | 99-1033 | 622-131 | Spring, Throttle Valve | 2 | |
| 8 | 99-1038 | 633-129 | Spring, Air Valve | 2 | |
| 9 | 99-0610 | 622-067 | Needle Clip | 2 | |
| 10 | 06-8102 | 928-104 | Throttle Needle | 2 | |
| 11 | 99-0609 | 622-056 | Float Bowl | 2 | |
| 12 | 06-8103 | 622-197 | Float Needle | 2 | |
| 13 | 99-0612 | 622-069 | Float | 2 | |
| 14 | 99-0613 | 622-071 | Spindle, Float | 2 | |
| 15 | 99-0614 | 622-073 | Gasket | 2 | |
| 16 | 99-1162 | 622-147 | Drain Plug, Float Bowl | 2 | |
| 17 | 99-1153 | 622-151 | Sealing Washer, Drain Plug | 2 | |
| 18 | 99-0515 | 622-076 | Pilot Air Screw | 2 | |
| 19 | 99-0520 | 622-082 | Friction Ring | 2 | |
| 20 | 99-0516 | 622-077 | Throttle Stop | 2 | |
| 21 | 06-8104 | 928-107 | Spray Tube | 2 | |
| 22 | 99-1034 | 622-128 | Jet Holder | 2 | |
| 23 | 19-3136 | 622-122 | Needle Jet | 2 | |
| 24 | 06-8114 | 376-100 | Main Jet (220) | 2 | |
| 25 | 06-8006 | 928-064 | Top, Mixing Chamber | 2 | |
| 26 | 99-1024 | 4-035 | Adjuster, Cable | 4 | |
| 27 | 06-7972 | 5-077 | Locknut, Adjuster | 4 | |
| 28 | 99-0621 | 622-086 | Screw, Top and Float Bowl | 4 | |
| 29 | 99-0602 | 033281 | 'O' Ring | 2 | |
| 30 | 06-8003 | 622-172 | Waterproof Tickler Complete | Available | |
| 31 | 99-0517 | 622-078 | Bolt, Banjo | 2 | |
| 32 | 99-0438 | 376-093 | Filter | 2 | |



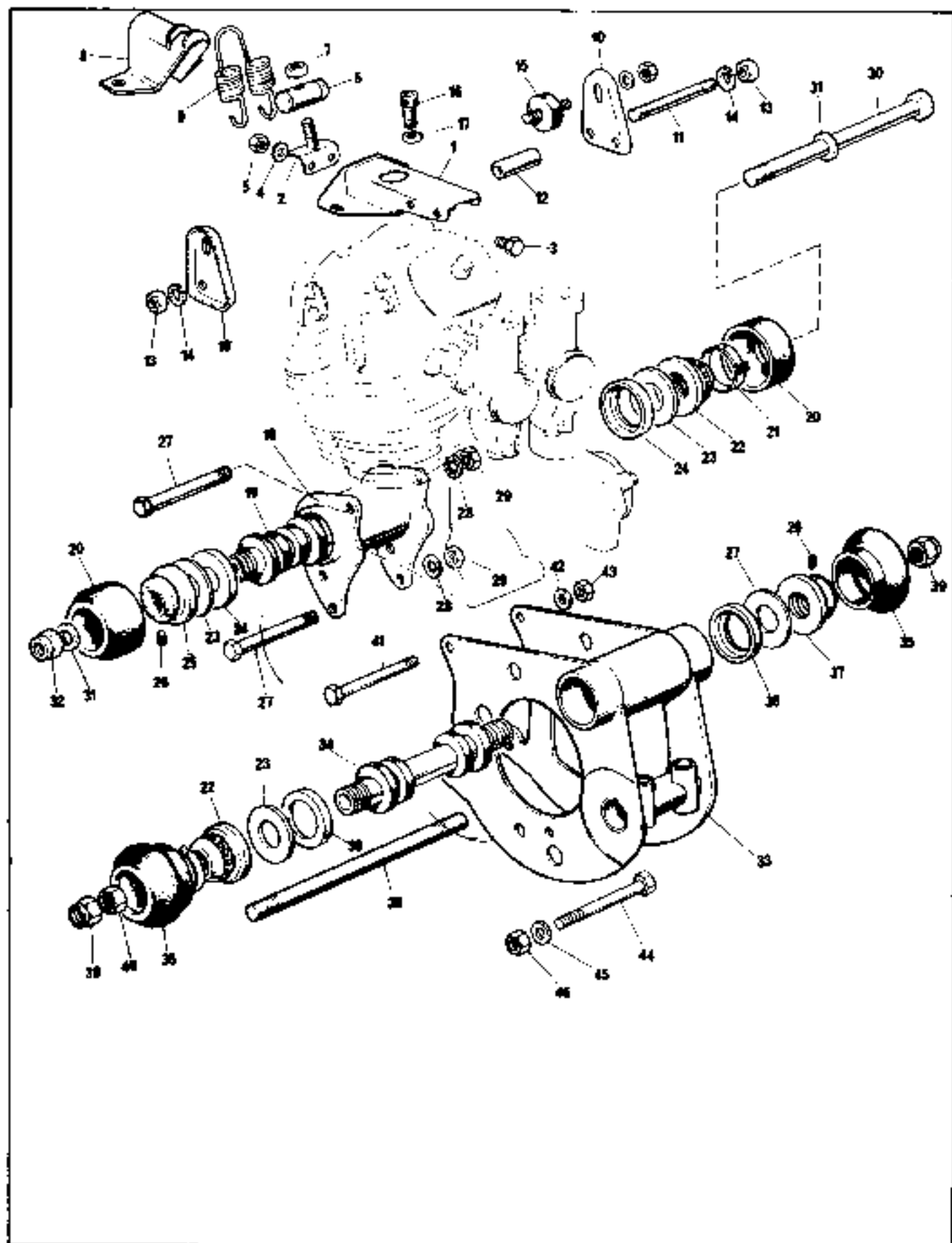
**Carburetor Mountings, Air Box,
and Fuel Line**

Carburetor Mountings, Air Box, and Fuel Line

GROUP

14

| <i>Ref. No.</i> | <i>Part No.</i> | <i>Maker's or Superseded Part No.</i> | <i>Description</i> | <i>Quantity</i> | <i>Bin No.</i> |
|---------------------|---------------------|---|----------------------------|-----------------|--------------------|
| 1 | 06-3458 | | Heat Insulator, Carburetor | 2 | |
| 2 | 06-2711 | | Spacer, Carburetor | 2 | |
| 3 | 06-0577 | | Stud | 4 | |
| 4 | 14-0302 | 060348 | Nut | 4 | |
| 5 | 60-2418 | | Washer | 4 | |
| 6 | 06-2536 | | Screw, Fixing Carburetor | 4 | |
| 7 | 06-3458 | 11798 | Washer | 4 | |
| 8 | 06-5316 | | Hose, Balance Pipe | 2 | |
| 9 | 03-3027 | | Sleeve, Carburetor Adaptor | 2 | |
| 10 | 06-5182 | | Fuel Line | 2 | |
| 11 | 06-8322 | | Airbox | 1 | |
| 12 | 06-4839 | | Venturi | 2 | |
| 13 | 06-4538 | | Element | 1 | |
| 14 | 06-4133 | | Plate, Cover | 1 | |
| 15 | 06-4174 | | Joint | 1 | |
| 16 | 06-0677 | | Bolt | 3 | |
| 17 | 60-2391 | 27758 | Washer | 3 | |
| 18 | 06-4180 | | Hose | 2 | |
| 19 | 06-4086 | | Receptacle, Fastener | 1 | |



Engine Mountings, Spring Head Steady

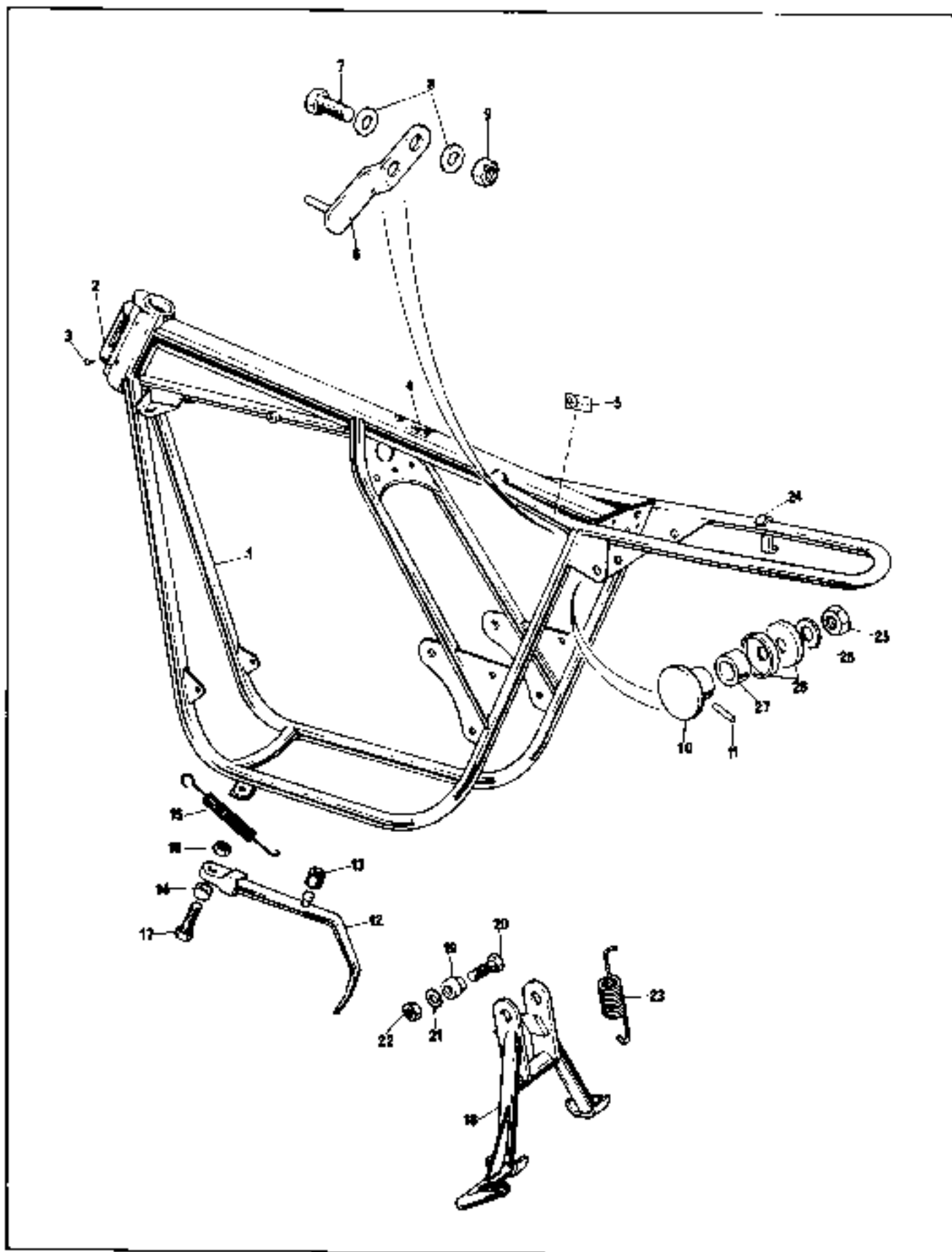
Engine Mountings, Spring Head Steady

| Ref. No. | Part No. | Maker's or Superseded Part No. | Description | Quantity | Bin No. |
|----------|----------|--------------------------------|--------------------------------|----------|---------|
| 1 | 06-5459 | | Head Steady | 1 | |
| 2 | 06-5458 | | Bracket | 1 | |
| 3 | 14-0102 | 26146 | Bolt, Steady to Bracket | 2 | |
| 4 | 60-2320 | 18315 | Washer | 2 | |
| 5 | 14-0301 | 0700593 | Nut | 1 | |
| 6 | 06-5456 | | Trunnion | 1 | |
| 7 | 06-7892 | 0700184 | Nut | 1 | |
| 8 | 06-5585 | | Retainer | 1 | |
| 9 | 06-5454 | | Spring | 1 | |
| 10 | 06-1128 | | Plate, Side | 2 | |
| 11 | 060493 | | Stud | 2 | |
| 12 | 06-0490 | | Spacer | 2 | |
| 13 | 14-0302 | 27815 | Nut | 4 | |
| 14 | 60-2417 | 18320 | Washer | 4 | |
| 15 | 06-0622 | | Mounting | 2 | |
| 16 | 06-7745 | NM19437 | Screw, Steady to Cylinder Head | 3 | |
| 17 | 01-4117 | | Washer | 3 | |
| 18 | 06-5510 | | Mounting, Front, Engine | 1 | |
| 19 | 06-6125 | | Mounting, Bonded Rubber | 1 | |
| 20 | 06-4674 | | Gaiter | 2 | |
| 21 | 06-4723 | | Clip, Spring | 1 | |
| 22 | 06-4685 | | Adjuster | 2 | |
| 23 | 06-4748 | | Thrust Washer | 4 | |
| 24 | 06-5525 | | End Cap, Front | 2 | |
| 25 | 06-5514 | | Abutment, Front | 1 | |
| 26 | 06-5531 | | Set, Screw | 2 | |
| 27 | 06-3213 | | Bolt, Front Engine Plate | 2 | |
| 28 | 60-2322 | 26076 | Washer | 4 | |
| 29 | 063024 | | Nut | 2 | |
| 30 | 06-0423 | | Bolt, Plate to Frame | 1 | |
| 31 | 00-0008 | | Washer | 2 | |
| 32 | 06-0438 | | Nut | 1 | |
| 33 | 06-5140 | | Mounting, Rear, Engine | 1 | |
| 34 | 06-6126 | | Mounting, Bonded Rubber | 1 | |
| 35 | 06-4666 | | Gaiter, Rear | 2 | |
| 36 | 06-5526 | | End Cap, Rear | 1 | |
| 37 | 06-5518 | | Abutment, Rear | 1 | |
| 38 | 06-2442 | | Stud, Rear Engine Mounting | 1 | |
| 39 | 06-0438 | | Nyloc Nut | 2 | |
| 40 | 00-0008 | | Nut | 2 | |
| 41 | 06-3212 | | Bolt | 6 | |
| 42 | 60-2322 | | Washer | 6 | |
| 43 | 06-3024 | | Nut | 6 | |
| 44 | 06-3211 | | Bolt, Rear Engine Plate | 1 | |
| 45 | 60-2348 | 30856 | Washer | 2 | |
| 46 | 06-7892 | 0700184 | Nut | 2 | |

Swinging Arm, Suspension Units, Chainguard

16

| Ref. No. | Part No. | Maker's or Superseded Part No. | Description | Quantity | Bin No. |
|------------|----------|--------------------------------|--|----------|---------|
| 1 | 06-5888 | | Swinging Arm | 1 | |
| 2 | 06-5320 | | Bearing | 2 | |
| 3 | 06-5229 | | Disc Wick | 1 | |
| 4 | 06-5227 | | Seal Assembly | 2 | |
| 6 | 06-6623 | | Welch Plug (Zinc Passivated "Gold" Finish) | 1 | |
| 6 | 06-4699 | | Pivot Spindle | 1 | |
| 7 | 60-2320 | 000012 | Washer | 2 | |
| 8 | 04-5057 | | Fibre Washer | 2 | |
| 9 | 14-0301 | 0700593 | Nut | 2 | |
| 10 | 06-4700 | | Cotter | 2 | |
| 11 | 06-4772 | | Rubber Plug | 2 | |
| 12 | 06-5230 | | Oil Wick | 2 | |
| 13 | 06-4837 | | Chainguard | 1 | |
| 14 | 14-0206 | 27436 | Bolt, Guard to Swinging Arm | 1 | |
| 15 | 60-2320 | 000012 | Washer | 3 | |
| 16 | 14-0301 | 033057 | Nut | 2 | |
| 17 | 06-6544 | | Spacer, Chainguard Rear | 1 | |
| Not illus. | 14-0206 | | Bolt for Spacer | 1 | |
| 18 | 06-4822 | | Extension | 1 | |
| 19 | 06-4823 | | Button | 2 | |
| 20 | 06-4824 | | Spring | 1 | |
| 21 | 06-8109 | | Adjuster, Chain | 2 | |
| 22 | 06-8405 | | Screw | 2 | |
| 23 | 14-0301 | 26947 | Nut | 2 | |
| 24 | 06-6489 | | Suspension Unit | 2 | |
| 25 | 06-6488 | | Damper | 2 | |
| 26 | 06-2178 | | Spring | 2 | |
| 27 | 06-2290 | | Collar | 4 | |
| 28 | 06-0485 | | Bolt, Top, Suspension Unit | 2 | |
| 29 | 60-2322 | 000010 | Washer | 6 | |
| 30 | 14-0303 | 060029 | Nut | 2 | |
| 31 | 06-8490 | | Bolt, Suspension Unit, Chain Side | 1 | |
| 32 | 06-8434 | | Bolt, Suspension Unit, Caliper Side | 1 | |
| 33 | 06 7808 | NM22636 | Washer | 2 | |
| 34 | 063024 | | Locknut | 2 | |
| 35 | 60-2322 | 26076 | Washer | 1 | |
| 36 | 06-8070 | NM21383 | Circlep, Caliper Plate to Bolt | 1 | |

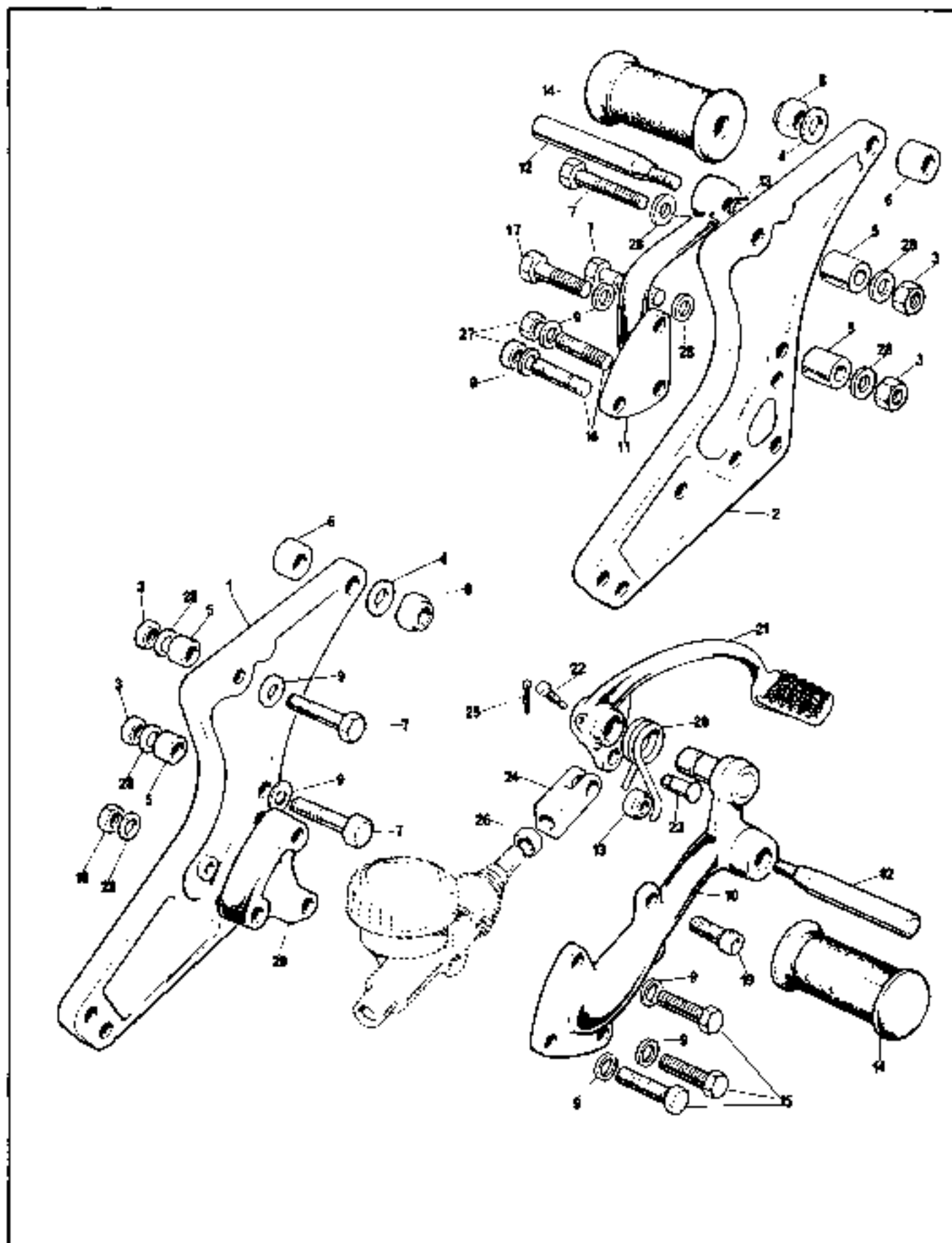


Frame and Fittings, Stands

Frame and Fittings, Stands

17

| <i>Ref No.</i> | <i>Part No.</i> | <i>Maker's or Superseded Part No.</i> | <i>Description</i> | <i>Quantity</i> | <i>Bin No.</i> |
|----------------|-----------------|---------------------------------------|--|-----------------|--------------------------------|
| 1 | 06-5632 | Frame | Frame | 1 | |
| 2 | 06-6580 | | Label, Certification: USA/CANADA | 1 | Available to Distributors Only |
| 3 | 06-1287 | | Rivet | 4 | |
| 4 | 06-6611 | | Decal, Oil Recommendation | 1 | |
| 5 | 06-5333 | | Decal, European Suppression Approval | 1 | |
| 6 | 06-1204 | | Bracket, Panel Support | 1 | |
| 7 | 14-0102 | 26146 | Bolt, Bracket | 1 | |
| 8 | 60-2320 | 000012 | Washer | 2 | |
| 9 | 14-0301 | 033057 | Nut | 1 | |
| 10 | 06-4009 | | Nut, Knurled | 2 | |
| 11 | 06-0695 | | Pin, Knurled Nut | 2 | |
| 12 | 06-5490 | | Stand, Prop (Side) with Rubber | 1 | |
| 13 | 06-3324 | | Buffer, Rubber | 1 | |
| 14 | 06-5491 | | Spacer, Pivot | 1 | |
| 15 | 06-2592 | | Spring | 1 | |
| 16 | 06-5492 | | Nut | 1 | |
| 17 | 06-5436 | | Bolt | 1 | |
| 18 | 06-4031 | | Stand, Centre | 1 | |
| 19 | 06-4067 | | Bush, Pivot | 2 | |
| 20 | 06-2040 | | Bolt | 2 | |
| 21 | 60-2323 | 000009 | Washer | 2 | |
| 22 | 06-1702 | | Nut | 2 | |
| 23 | 06-4643 | | Spring | 1 | |
| 24 | 06-8360 | | Clip Caliper Support | 1 | |
| 25 | 14-0303 | 21968 | Nut, Seat and Suspension Unit to Frame | 2 | |
| 26 | 60-2322 | 26076 | Washer | 2 | |
| 27 | 03-3185 | | Spacer, Hinge Side | 1 | |
| 28 | 06-7613 | NME6742 | Washer, Lipped | 4 | |

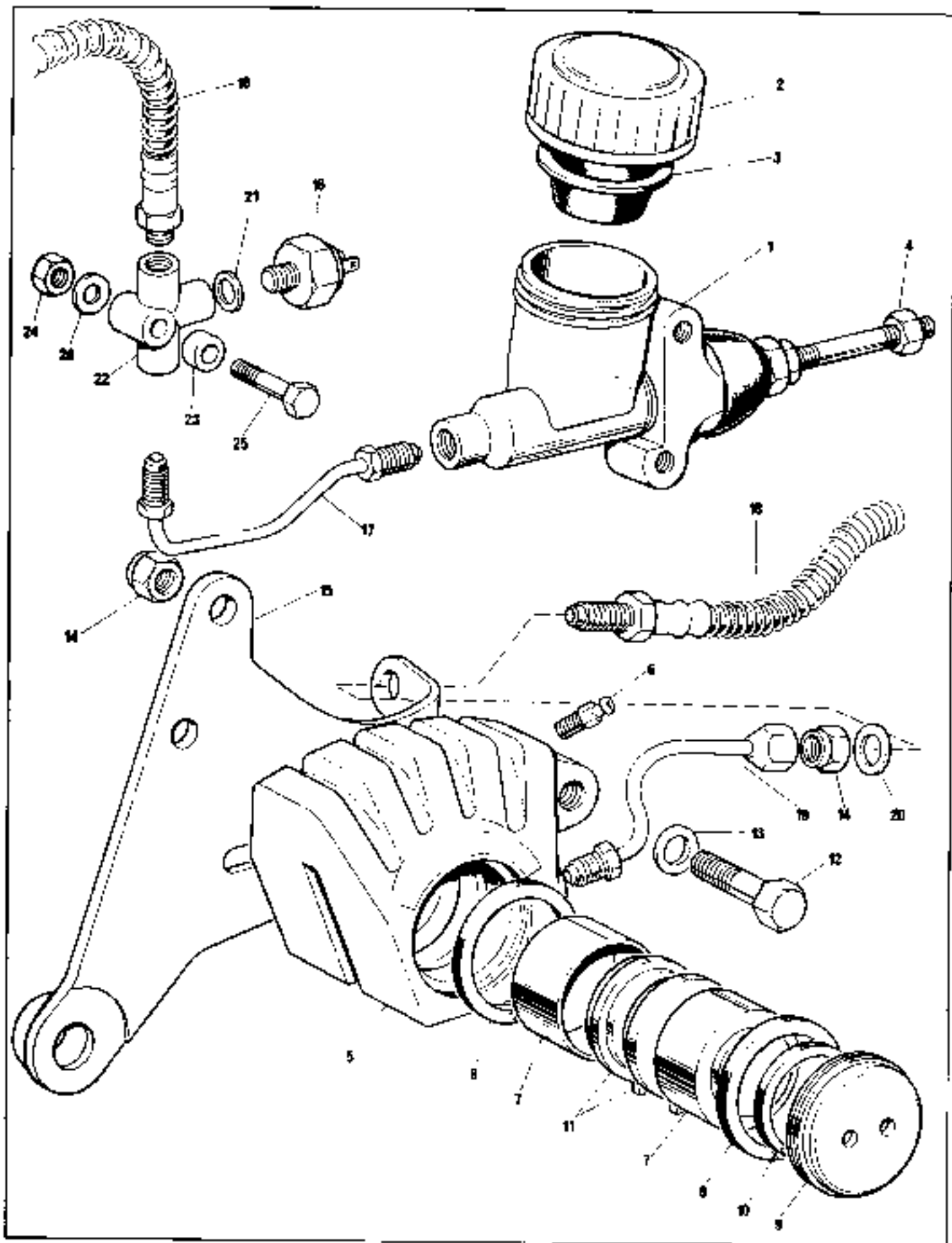


**Support Plates, Riders Footpegs, Rear Brake
Pedal and Linkage**

Support Plates, Riders Footpegs, Rear Brake Pedal and Linkage

18

| <i>Ref. No.</i> | <i>Part No.</i> | <i>Maker's or Superseded Part No.</i> | <i>Description</i> | <i>Quantity</i> | <i>Bin No.</i> |
|-----------------|-----------------|---------------------------------------|------------------------------------|-----------------|----------------|
| 1 | 06-6076 | | Plate, Support R.H. | 1 | |
| 2 | 06-5961 | | Plate, Support L.H. | 1 | |
| 3 | 14-0303 | | Nut | 4 | |
| 4 | 00-0908 | | Washer | 2 | |
| 5 | 06-0471 | | Spacer | 4 | |
| 6 | 06-0472 | | Spacer | 2 | |
| 7 | 06-0858 | | Bolt | 4 | |
| 8 | 06-0438 | | Nut, Self Locking | 2 | |
| 9 | 60-2321 | 18316 | Washer | 11 | |
| 10 | 06-8263 | | Footpeg R.H. Less Rubber | 1 | |
| 11 | 06-6726 | | Footpeg L.H. Less Rubber | 1 | |
| 12 | 06-5407 | | Footpeg | 2 | |
| 13 | 06-5774 | | Nut, R.H. Peg | 1 | |
| 13A | 14-0304 | 20948 | Nut, L.H. Peg | 1 | |
| 14 | 06-7760 | NM10983 | Rubber | 2 | |
| 15 | 14-6722 | | Bolt, R.H. Footpeg | 3 | |
| 16 | 06-3383 | | Stud, L.H. Footpeg | 2 | |
| 17 | 06-1246 | | Bolt, L.H. Footpeg | 1 | |
| 18 | 06-1247 | | Nut, L.H. Footpeg | 1 | |
| 19 | 06-0333 | | Screw, Master Cylinder to Footrest | 2 | |
| 20 | 06-5773 | | Spring | 1 | |
| 21 | 06-5777 | | Pedal, Brake | 1 | |
| 22 | 06-0481 | | Bolt/Nipple Pedal Securing | 1 | |
| 23 | 06-5781 | | Pin, Clevis | 1 | |
| 24 | 06-6265 | | Clevis | 1 | |
| 25 | 06-5782 | | Clip, Safety | 1 | |
| 26 | 14-0402 | | Locknut | 1 | |
| 27 | 14-0302 | 27815 | Nut | 2 | |
| 28 | 60-2322 | 28076 | Washer | 11 | |
| 29 | 06-6770 | | Spacer | 1 | |



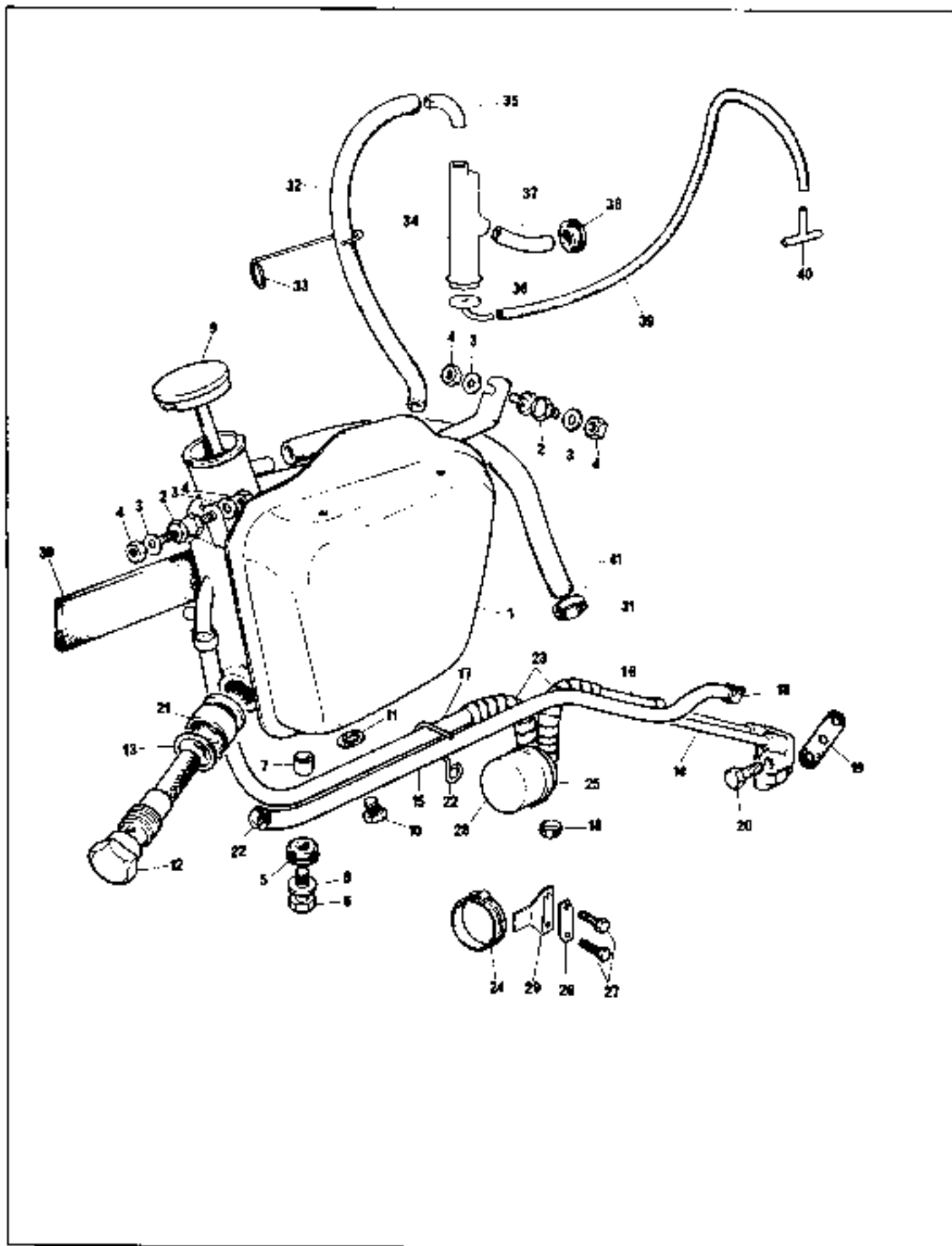
Hydraulic System - Rear Brake

Hydraulic System - Rear Brake

19

| Ref. No. | Part No. | Maker's or Superseded Part No. | Description | Quantity | Bin No. |
|------------|----------|--------------------------------|--------------------------------|-----------|---------|
| 1 | 06-5776 | | Master Cylinder, Rear | 1 | |
| 2 | 08-5740 | | Cap | 1 | |
| 3 | 06-6032 | | Seal, Bellows | * | |
| Not illus. | 06-4244 | | Service Kit for Above | 1 | |
| 4 | 14-0402 | | Locknut | 1 | |
| 5 | 06-1926 | | Caliper, Rear | 1 | |
| 6 | 06-1929 | | Bleed Nipple | 1 | |
| 7 | 06-1896 | | Piston | 2 | |
| 8 | 06-1930 | | Seal, Piston | * | |
| 9 | 06-2185 | | Plug | 1 | |
| 10 | 06-2187 | | Ring, Sealing | * | |
| 11 | 06-6186 | | Pad, Friction | 2 | |
| 12 | 06-7969 | 26074 | Bolt, Caliper Securing | 2 | |
| 13 | 60-2424 | 26634 | Washer | 2 | |
| 14 | 14-0403 | 26078 | Nut | 3 | |
| 15 | 06-6208 | | Plate, Mounting | 1 | |
| 16 | 06-1934 | 34518A | Switch, Brake Stop | 1 | |
| 17 | 06-6217 | ZT82257N | Pipe, Hydraulic (Lockheed) | 1 | |
| 18 | 06-6218 | | Hose, Hydraulic 9.5 in long | 1 | |
| 19 | 06-6216 | ZTA2258N | Pipe, Hydraulic (Lockheed) | 1 | |
| 20 | 60-2424 | 26634 | Washer | 1 | |
| 21 | 04-0806 | | Washer, Sealing | 2 | |
| 22 | 06-6088 | | Tee Piece | 1 | |
| 23 | 06-6123 | | Spacer, Tee Piece | 1 | |
| 24 | 14-0401 | 087971 | Nut | 1 | |
| 25 | 14-0206 | 27436 | Bolt | 1 | |
| 26 | 60-2320 | 18315 | Washer | 1 | |
| Not illus. | 06-6005 | | Service Brake Pad (Heavy Duty) | Available | |

* Not available separately

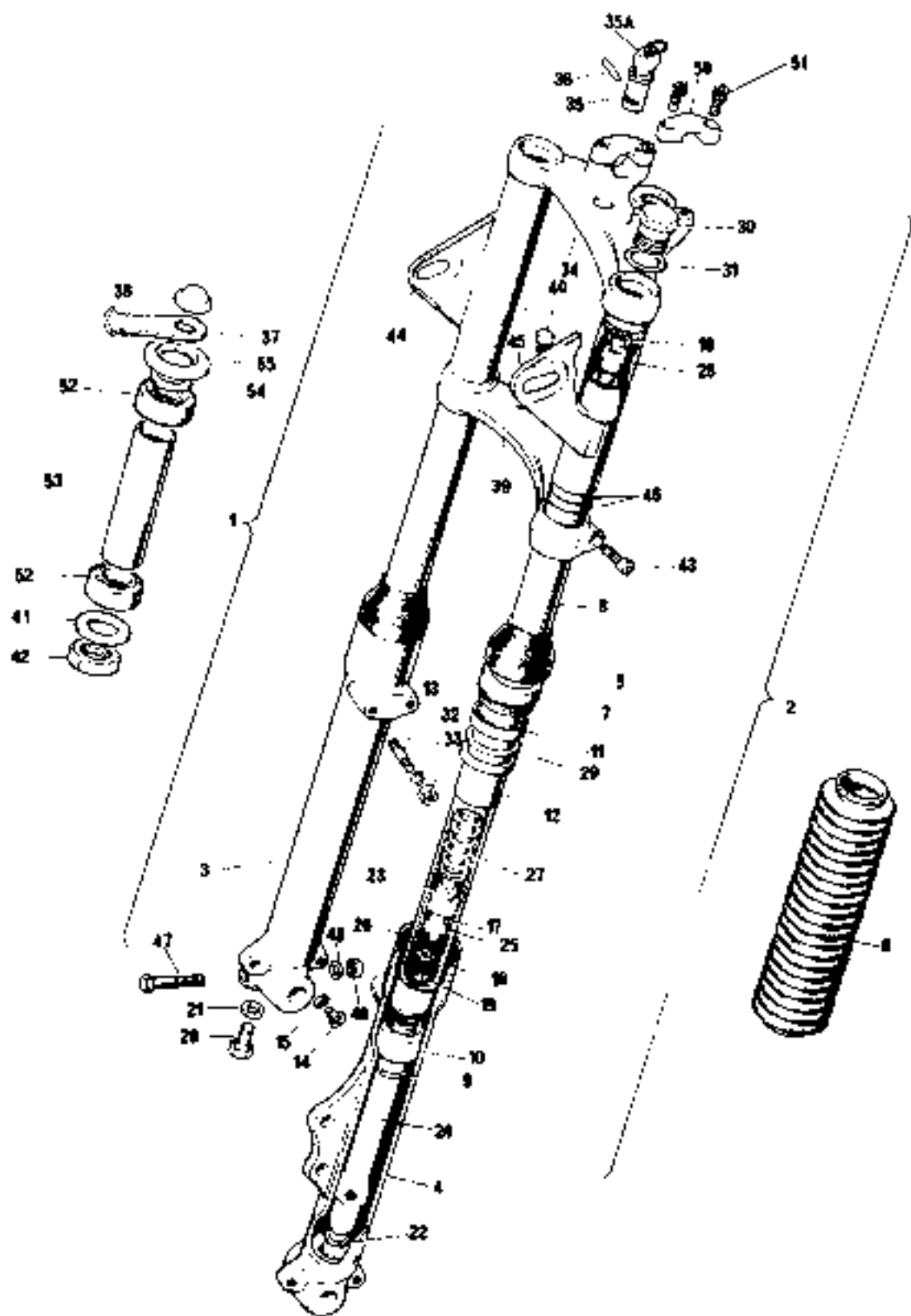


**Oil Tank and Fittings, Oils, Lines,
Cartridge Filter**

Oil Tank and Fittings, Oils, Lines, Cartridge Filter

GROUP
20

| Ref. No. | Part No. | Maker's or Superseded Part No. | Description | Quantity | Bin No. |
|----------|----------|--------------------------------|--|----------|---------|
| 1 | 06-3456 | | Tank, Oil | 1 | |
| 2 | 06-0636 | | Mounting, Oil Tank | 2 | |
| 3 | 60-2320 | 000012 | Washer | 4 | |
| 4 | 14-0301 | 03-3057 | Nut | 4 | |
| 5 | 06-0811 | | Rubber, Mounting | 1 | |
| 6 | 14-0105 | 060652 | Bolt | 1 | |
| 7 | 06-1650 | | Spacer | 1 | |
| 8 | 60-2320 | 000012 | Washer | 2 | |
| 9 | 06-6509 | | Cap | 1 | |
| 10 | 06-0668 | | Plug | 1 | |
| 11 | 06-2624 | | Washer | 1 | |
| 12 | 06-1159 | | Filter | 1 | |
| 13 | 04-2085 | | Washer | 2 | |
| 14 | 06-4134 | | Block, Oil Junction | 1 | |
| 15 | 06-5420 | | Pipe, Feed | 1 | |
| 16 | 06-5393 | | Pipe, Return | 1 | |
| 17 | 06-3144 | | Pipe, Return | 1 | |
| 18 | 06-3248 | | Clip | 2 | |
| 19 | 03-2044 | | Gasket | 1 | |
| 20 | 06-2763 | | Bolt | 1 | |
| 21 | 06-2207 | | Banjo | 1 | |
| 22 | 08-1677 | | Clip | 1 | |
| 23 | 08-3367 | | Spring, Protection | 2 | |
| 24 | 06-3369 | | Clip, Screw | 1 | |
| 25 | 06-3139 | | Mounting, Head, Filter | 1 | |
| 26 | 06-6006 | | Tab Washer | 1 | |
| 27 | 14-0114 | 22403 | Screw | 2 | |
| 28 | 06-3371 | | Filter | 1 | |
| 29 | 06-3368 | | Strip, Retainer | 1 | |
| 30 | 06-3961 | | Rubber, Battery | 1 | |
| 31 | 06-3370 | | Clip, Breather Hose | 1 | |
| 32 | 06-5571 | | Pipe, Breather (Separator to Tank) | 1 | |
| 33 | 06-5569 | | Clip | 1 | |
| 34 | 06-5496 | | Body, Oil Separator | 1 | |
| 35 | 06-5570 | | Tube, Metal | 1 | |
| 36 | 06-5495 | | Breather Tube, Metal | 1 | |
| 37 | 06-5497 | | Tube, Metal | 1 | |
| 38 | 06-7709 | NM18285 | Grommet | 1 | |
| 39 | 06-5499 | | Pipe, Breather (Separator to Balance Tube) | 1 | |
| 40 | 06-5315 | | 'T' Piece | 1 | |
| 41 | 06-2819 | | Tube, Breather (From Crankcase) | 1 | |

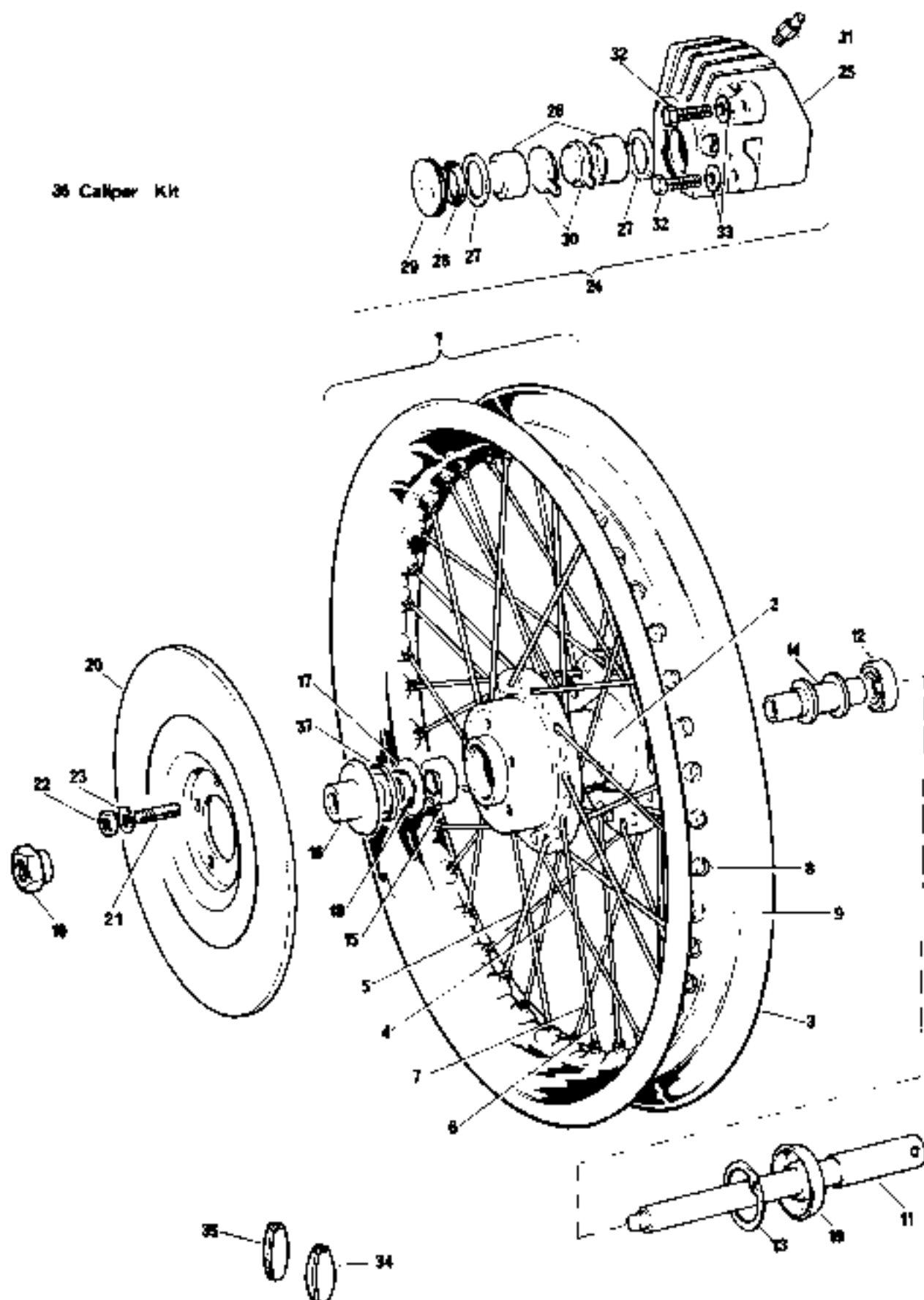


Front Forks, Steering Lock,
Steering Head Bearings

Front Forks, Steering Lock, Steering Head Bearings

| Ref. No. | Part No. | Maker's or Superseded Part No. | Description | Quantity | Bin No. |
|------------|----------|--------------------------------|--|----------|---------|
| 1 | 06-2533 | | Leg Assembly (Supplied with USA gaiter) | 1 | |
| 2 | 06-2456 | | Leg Assembly, Caliper Side | 1 | |
| 3 | 06-3318 | | Slider, R.H. | 1 | |
| 4 | 06-3318 | | Slider, L.H. | 1 | |
| 5 | 06-1115 | | Gaiter, U.S.A. Type | 2 | |
| 6 | 06-5743 | | Gaiter, European Type | 2 | |
| 7 | 06-1137 | | Collar | 2 | |
| 8 | 06-3423 | | Tube, Main | 2 | |
| 9 | 06-7638 | NM14298 | Circlip, Fork Tube Bush | 2 | |
| 10 | 06-7519 | NMT1048 | Bush, Fork Tube | 2 | |
| 11 | 06-5483 | | Oil Seal | 2 | |
| 12 | 06-7521 | NMT1055 | Guide Bush, Fork Tube | 2 | |
| 13 | 06-3189 | | Stud | 4 | |
| 14 | 06-0354 | | Drain Plug | 2 | |
| 15 | 00-0203 | | Washer | 2 | |
| 16 | 03-0584 | | Seat, Damper Rod | 2 | |
| 17 | 06-0346 | | Rod, Damper | 2 | |
| 18 | 14-0403 | | Cap Nut, Damper Rod | 2 | |
| 19 | 14-0302 | 060348 | Locknut, Damper Rod | 2 | |
| 20 | 14-0113 | 06-0359 | Bolt, Damper Tube Anchor | 2 | |
| 21 | 06-7517 | NMT1009 | Washer | 2 | |
| 22 | 06-7514 | NMT814 | Washer | 2 | |
| 23 | 06-1347 | | Cap, Damper Tube | 2 | |
| 24 | 06-1888 | | Tube, Damper | 2 | |
| 25 | 06-7633 | NM14118B | Valve, Damper | 2 | |
| 26 | 06-7634 | NM14119 | Stop Pin, Damper Valve | 2 | |
| 27 | 06-7723 | NM18813 | Spring, Fork Main | 2 | |
| 28 | 06-7896 | NM25003 | Bush, Fork Spring Locating | 2 | |
| 29 | 06-7520 | NMT1049 | Washer | 1 | |
| 30 | 06-0345 | | Bolt, Fork Tube Top | 2 | |
| 31 | 06-7511 | NMT320 | Washer | 2 | |
| 32 | 60-2320 | 000012 | Washer | 4 | |
| 33 | 06-0355 | | Nut | 4 | |
| 34 | 06-6649 | | Yoke, Upper, Less Lock and Keys | 1 | |
| 35 | 06-5448 | | Lock and Keys | 1 | |
| 35A | — | | Key, Replacement (State Key or Engine No.) | AR | |
| 36 | 06-5447 | | Rollpin | 1 | |
| 37 | 06-5445 | | Cover | 1 | |
| 38 | 06-2306 | | Blanking Plug | 1 | |
| 39 | 06-8228 | | Yoke Lower | 1 | |
| 40 | 06-2332 | | Plug, Lower Yoke | 2 | |
| 41 | 06-1912 | | Washer | 1 | |
| 42 | 06-7781 | 0700101 | Nut | 1 | |
| 43 | 06-1911 | | Screw, Socket | 2 | |
| 44 | 06-2028 | | Bracket, Headlamp R.H. (With Top Cover) | 1 | |
| 45 | 06-2029 | | Bracket, Headlamp L.H. (With Top Cover) | 1 | |
| 46 | 99-0502 | | 'O' Ring | 6 | |
| 47 | 14-0221 | 22688-2 | Bolt | 1 | |
| 48 | 60-2321 | 000011 | Washer | 1 | |
| 49 | 14-0302 | 27B15 | Nut | 1 | |
| 50 | 06-7727 | NM18021A | Clip Handlebar | 2 | |
| Not illus. | 06-6484 | | Plug, Blanking for Clips | 4 | |
| 51 | 06-0333 | | Screw | 4 | |
| 52 | 06-7804 | 0700098 | Bearing, Steering Head | 2 | |
| 53 | 06-7742 | 0700100 | Spacer, Bearing | 1 | |
| 54 | 06-7885 | NM17429 | Washer | 1 | |
| 55 | 06-7851 | NM15628 | Cover | 1 | |
| Not illus. | 06-2829 | | Cable Tie (U.K. & Europe) | 4 | |

36 Caliper Kit



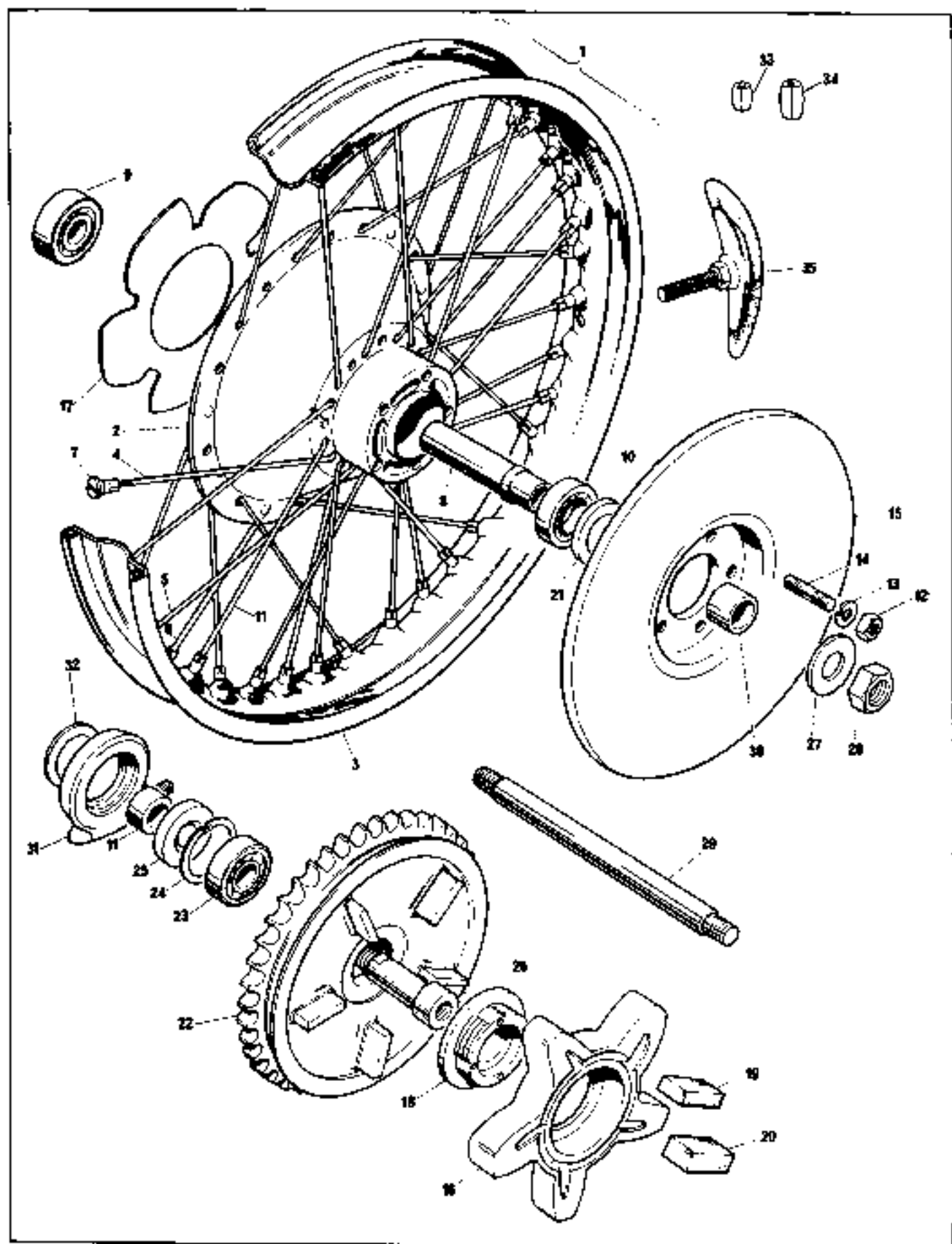
Front Wheel and Brake

Front Wheel and Brake

22

| Ref. No. | Part No. | Maker's or Superseded Part No. | Description | Quantity | Bin No. |
|------------|----------|--------------------------------|-------------------------------|----------|---------|
| 11 | 06-6025 | | Rim and Hub Assembly | 1 | |
| 2 | 06-6024 | | Hub c/w Bearings, Spacer etc. | 1 | |
| 3 | 06-1951 | | Rim WM2-19 | 1 | |
| 4 | 06-3924 | | Spoke, Disc Side, Inner | 10 | |
| 5 | 06-3925 | | Spoke Disc Side Outer | 10 | |
| 6 | 06-3922 | | Spoke, Inner | 10 | |
| 7 | 06-3923 | | Spoke, Outer | 10 | |
| 8 | 06-2595 | | Nipple, Spoke, Disc Side | 20 | |
| 9 | 06-3207 | | Nipple, Spoke | 20 | |
| 10 | 06-0361 | | Nut, Axle | 1 | |
| 11 | 06-0362 | | Axle, Wheel | 1 | |
| 12 | 06-5542 | | Bearing, Right Side | 1 | |
| 13 | 06-2090 | | Circlip, Bearing | 1 | |
| 14 | 06-1955 | | Spacer, Bearing | 1 | |
| 16 | 06-7688 | NM17721 | Bearing, Disc Side | 1 | |
| 16 | 06-6034 | | Spacer, Disc Side | 1 | |
| 17 | 06-2071 | | Washer | 1 | |
| 18 | 06-7614 | NME6885 | Seal | 2 | |
| 19 | 06-2448 | | Spacer, Disc Side | 1 | |
| 20 | 06-1885 | | Disc | 1 | |
| 21 | 06-1960 | | Stud | 5 | |
| 22 | 14-0302 | 27815 | Nut | 5 | |
| 23 | 60-2418 | 22528 | Washer | 5 | |
| 24 | 06-1926 | | Caliper, Assembly | 1 | |
| 25 | 06-1927 | | Caliper | * | |
| 26 | 06-1896 | | Piston | 2 | |
| 27 | 06-1930 | | Seal | * | |
| 28 | 06-2187 | | Seal | * | |
| 29 | 06-2186 | | End Plug | 1 | |
| 30 | 08-6186 | | Friction Pads | 2 | |
| 31 | 06-1929 | | Nipple, Bleed | 1 | |
| 32 | 06-7969 | 0700291 | Screw | 2 | |
| 33 | 60-2424 | 26834 | Washer, Spring | 2 | |
| 34 | 37-1197 | | Weight, Balance 3/4 oz | AR | |
| 35 | 37-1198 | | Weight, Balance 1/2 oz. | AR | |
| 38 | 06-4243 | | Kit, Repair, Caliper | AR | |
| 37 | 06-3012 | | Washer, Retaining | 1 | |
| Not illus. | 06-6005 | | Friction Pads (Heavy Duty) | 2 | |

* Not available separately

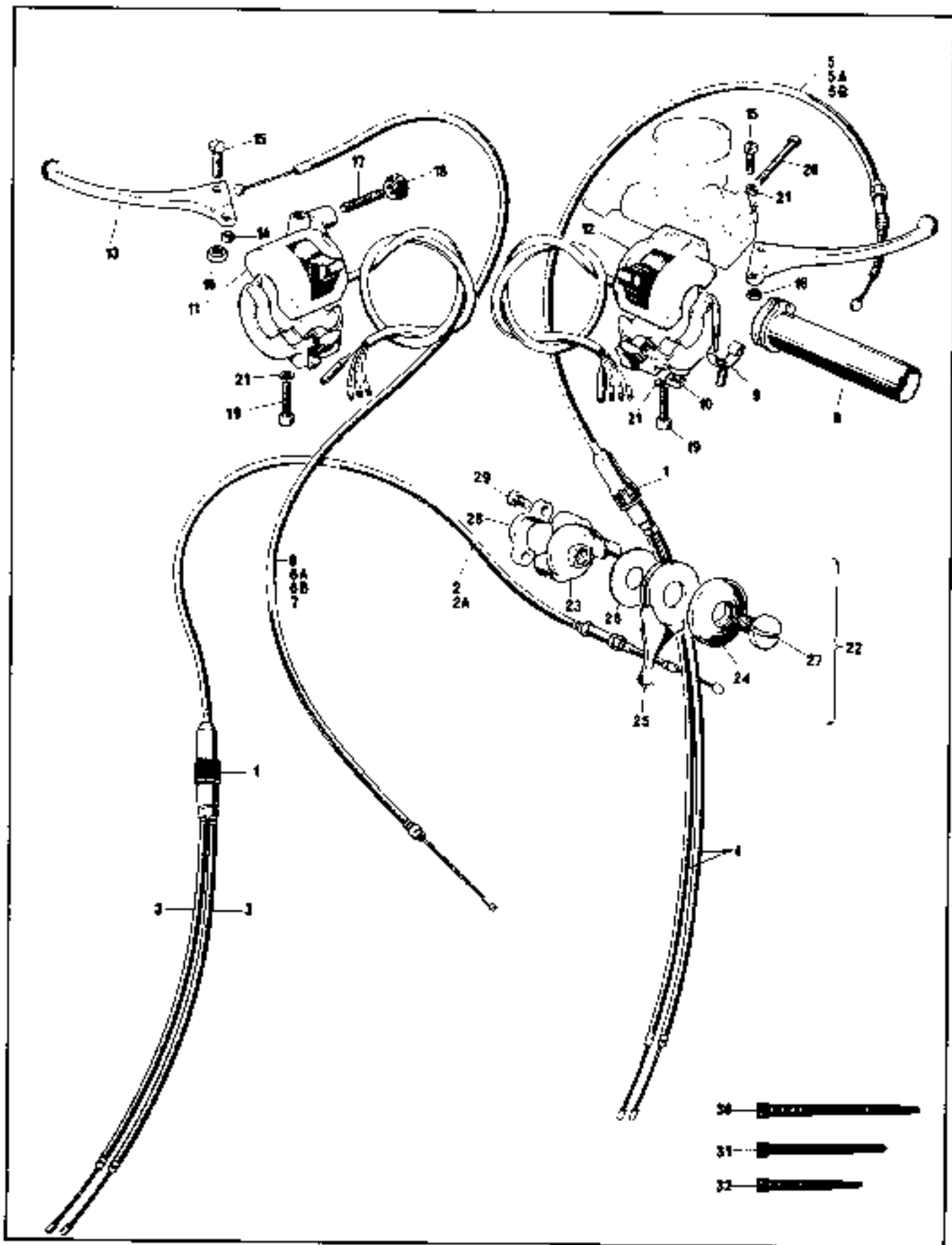


Rear Wheel : (Disc Type)

Rear Wheel : (Disc Type)

23

| Ref. No. | Part No. | Maker's or Superseded Part No. | Description | Quantity | Bin No. |
|----------|----------|--------------------------------|-----------------------------|----------|---------|
| 1 | 06-8128 | | Rim Hub and Spokes Assembly | 1 | |
| 2 | 06-6127 | | Hub | 1 | |
| 3 | 06-8119 | | Rim | 1 | |
| 4 | 06-8117 | | Spoke R.H. | 20 | |
| 5 | 06-8116 | | Spoke L.H. Inner | 10 | |
| 6 | 06-6115 | | Spoke L.H. Outer | 10 | |
| 7 | 06-3207 | | Nipple, Spoke | 40 | |
| 8 | 06-5550 | | Sleeve, Bearing | 1 | |
| 9 | 06-5541 | | Bearing | 1 | |
| 10 | 06-5542 | | Bearing | 1 | |
| 11 | 06-5547 | | Spacer, Sprocket Bearing | 1 | |
| 12 | 14-0302 | 27815 | Nut | 5 | |
| 13 | 60-241B | 2252B | Washer | 5 | |
| 14 | 06-1960 | | Stud | 5 | |
| 15 | 06-1885 | | Disc | 1 | |
| 16 | 06-6232 | | Drive Centre | 1 | |
| 17 | 06-4810 | | Plate | 1 | |
| 18 | 06-6548 | | Lockring | 1 | |
| 19 | 06-4812 | | Rubber, Drive | 5 | |
| 20 | 06-4811 | | Rubber, Drive | 5 | |
| 21 | 06-6667 | | Seal, Oil | 1 | |
| 22 | 06-6011 | | Sprocket | 1 | |
| 23 | 06-7688 | NM17721 | Bearing, Ball Journal | 1 | |
| 24 | 06-2090 | | Circlip | 1 | |
| 25 | 06-5562 | | Seal, Oil | 1 | |
| 26 | 06-5562 | | Shaft, Dummy | 1 | |
| 27 | 06-5984 | | Washer | 2 | |
| 28 | 14-1306 | | Nut, Axle | 1 | |
| 29 | 06-5553 | | Axle Assembly | 1 | |
| 30 | 06-5545 | | Sleeve, Seal | 1 | |
| 31 | 06-5540 | | Gearbox, Speedometer | 1 | |
| 32 | 06-5549 | | Washer | 1 | |
| 33 | 37-1197 | | Weight, Balance | AR | |
| 34 | 37-1198 | | Weight, Balance | AR | |
| 35 | 06-8080 | 0700272 | Security Bolt | 1 | |

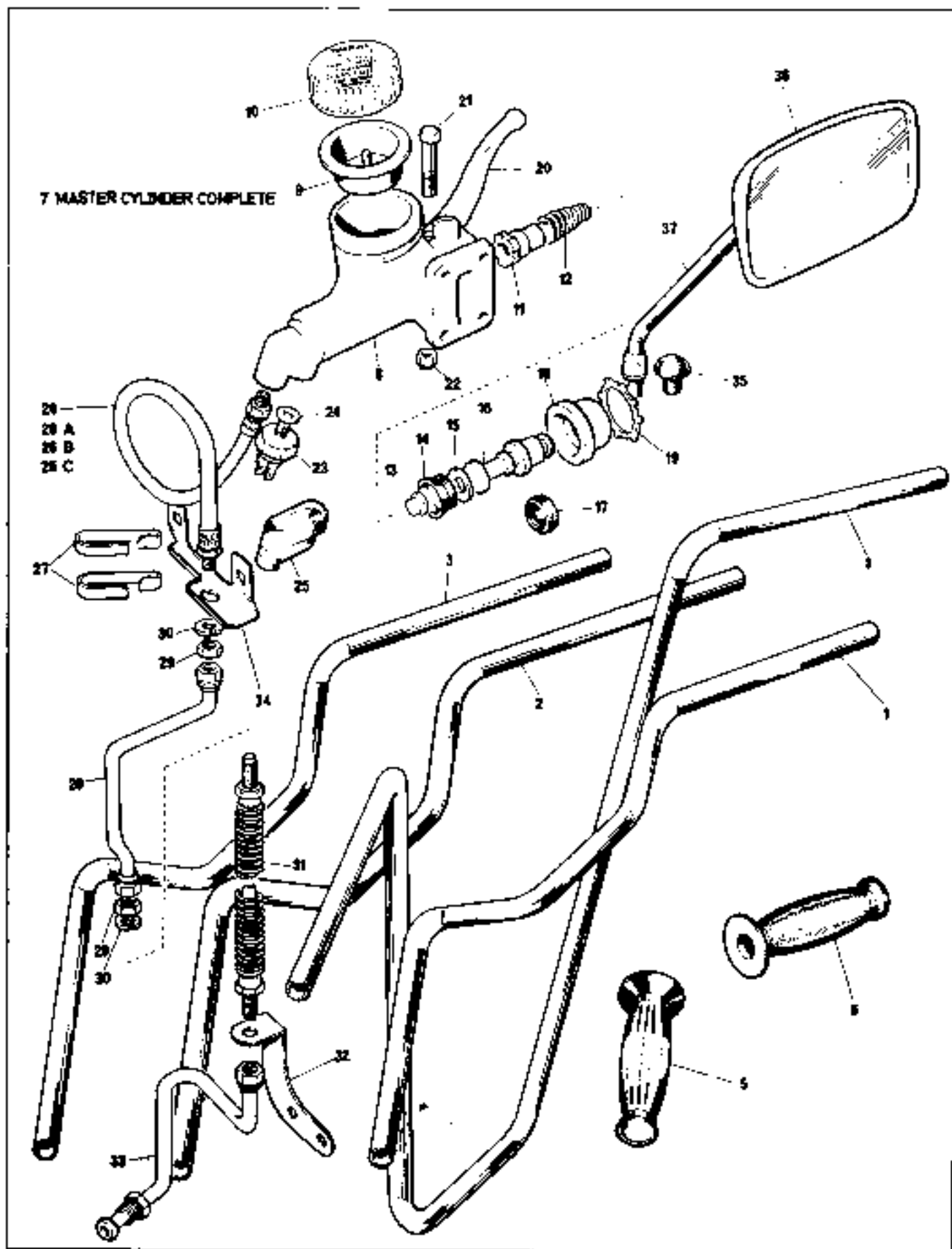


Controls and Control Cables

Controls and Control Cables **24**

| <i>Ref. No.</i> | <i>Part No.</i> | <i>Maker's or Superseded Part No.</i> | <i>Description</i> | <i>Quantity</i> | <i>Bin No.</i> |
|-----------------|-----------------|---------------------------------------|--|-----------------|----------------|
| 1 | 01-9824 | | Junction Box-Air/Throttle Cables | 2 | |
| 2 | 06-6565 | | Air Cable (Control End) U.S.A. | 1 | |
| 2A | 06-6565 | | Air Cable (Control End) Europe | 1 | |
| 3 | 06-6085 | 630-112 | Air Cable (Carburetor End) | 2 | |
| 4 | 06-6084 | 530-111 | Throttle Cable (Carburetor End) | 2 | |
| 5 | 06-6341 | | Throttle Cable (Twistgrip End) U.S.A. | 1 | |
| 5A | 06-6714 | | Throttle Cable (Twistgrip End) Europe | 1 | |
| 5B | 06-6345 | | Throttle Cable-Hi-Rider Only | 1 | |
| 6 | 06-6477 | | Clutch Cable U.S.A. | 1 | |
| 6A | 06-6476 | | Clutch Cable Europe | 1 | |
| 7 | 06-6478 | | Clutch Cable Hi-Rider Only | 1 | |
| 8 | 06-6251 | | Rotor, Twistgrip | 1 | |
| 9 | 06-6008 | | Spring | 1 | |
| 10 | 06-6010 | | Nut | 1 | |
| 11 | 06-5930 | | Switch Cluster, L.H. | 1 | |
| 12 | 06-5929 | | Switch Cluster, R.H. | 1 | |
| 13 | 06-5878 | | Clutch Lever with Bush | 1 | |
| 14 | --- | | Bush | 1 | |
| 15 | 06-2235 | | Bolt, Pivot | 1 | |
| 16 | 14-0401 | 062240 | Locknut, Pivot Bolt | 1 | |
| 17 | 06-2027 | | Adjuster, Clutch Cable | 1 | |
| 18 | 06-2237 | | Nut, Cable Adjuster | 1 | |
| 19 | 06-2488 | | Screw, Short, Switch Clusters | 4 | |
| 20 | 06-8074 | 38122-45 | Screw, Long, Master Cyl. to Right Switch | 4 | |
| 21 | 06-8107 | 0710287 | Washer, Switch Screws | 8 | |
| 22 | 06-2535 | 12-609 | Lever, Air Complete | 1 | |
| 23 | 06-7979 | 12-620 | Body | 1 | |
| 24 | 06-7976 | 12-606 | Cap | 1 | |
| 25 | 06-7974 | 12-567 | Lever | 1 | |
| 26 | 06-7973 | 12-033 | Washer, Spring | 1 | |
| 27 | 06-7977 | 12-657 | Screw, Pivot | 1 | |
| 28 | 99-0230 | 12-595 | Clip | 1 | |
| 29 | 99-0226 | 11-014 | Screw | 2 | |
| 30 | 06-2828 | | Tie, Cable | 4 | |
| 31 | 06-2829 | | Tie, Cable | 9 | |
| 32 | 06-2830 | | Tie, Cable | 1 | |

* Not available separately



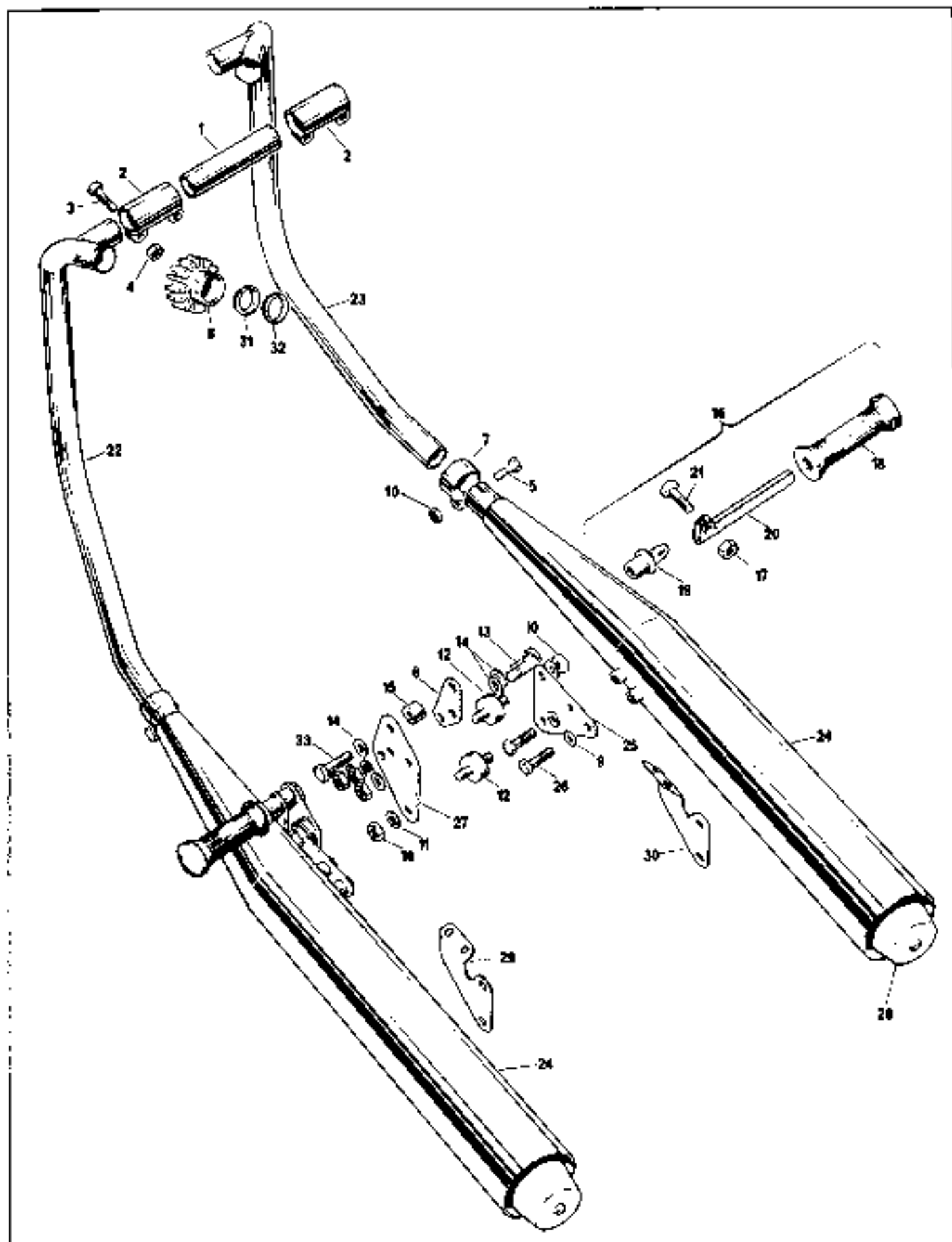
**Handlebars, Front Brake Master Cylinder
and Hose Group**

Handlebars, Front Brake Master Cylinder and Hose Group

GROUP
25

| Ref. No. | Part No. | Maker's or Superseded Part No. | Description | Quantity | Bin No. |
|------------|----------|--------------------------------|--|----------|---------|
| 1 | 06-1046 | | Handlebar (Semi Western) | 1 | |
| 2 | 06-2306 | | Handlebar (Interpol) | 1 | |
| 3 | 06-5748 | | Handlebar (Europe) | 1 | |
| 4 | 06-2599 | | Handlebar (Hi-Rider) | 1 | |
| 5 | 06-1879 | | Grip, Dummy | 1 | |
| 6 | 06-1830 | | Rubber, Twistgrip | 1 | |
| 7 | 06-5742 | | Master Cylinder Assembly | 1 | |
| 8 | 06-5741 | | Body, Master Cylinder (Not Available) | 1 | |
| 9 | 06-1946 | | Seal | * | |
| 10 | 06-5740 | | Cap | 1 | |
| 11 | 06-1944 | | Valve | * | |
| 12 | 06-1906 | | Spring | 1 | |
| 13 | 06-1972 | | Spreader | * | |
| 14 | 06-1942 | | Cup, Primary | * | |
| 15 | 06-1943 | | Washer, Primary Cup | * | |
| 16 | 06-1898 | | Piston | 1 | |
| 17 | 06-1945 | | Cup, Secondary | * | |
| 18 | 06-1941 | | Boot | * | |
| 19 | 06-1947 | | Circlip | 1 | |
| 20 | 06-5604 | | Lever, Brake | 1 | |
| 21 | 14-0105 | 26948 | Bolt, Pivot | 1 | |
| 22 | 14-0401 | 062240 | Nut, Pivot Bolt | 1 | |
| 23 | 06-1934 | 34619A | Switch, Brake Light | 1 | |
| 24 | 06-3544 | | Washer, Brake Light Switch | 1 | |
| 25 | 06-2524 | | Cover, Switch | 1 | |
| 26 | 06-6236 | | Hose Assembly, (Hi-Rider Only) | 1 | |
| 26A | 06-6237 | | Hose Assembly (U.S.A. Barst) | 1 | |
| 26B | 06-6235 | | Hose Assembly (European Barst) | 1 | |
| 26C | 06-6238 | | Hose Assembly (Interpol Only) | 1 | |
| 27 | 06-6359 | | Clip, Hose (Hi-Rider Only) | 2 | |
| 28 | 06-6227 | | Brake Pipe | 1 | |
| 29 | 14-0403 | 26078 | Nut | 1 | |
| 30 | 01-4119 | | Washer | 1 | |
| 31 | 06-6243 | | Hose, Hydraulic | 1 | |
| 32 | 06-6160 | | Bracket, Fork Leg | 1 | |
| 33 | 06-6183 | | Pipe, Bracket to Caliper | 1 | |
| 34 | 06-6241 | | Bracket, Front Brake Pipe | 1 | |
| 35 | 06-3668 | | Plug, Blanking (Where Mirror Not Fitted) | AR | |
| 36 | 06-4102 | | Mirror | AR | |
| 37 | 06-4103 | | Stem | AR | |
| Not illus. | 06-3111 | | Fluid Hydraulic, Lockheed Series 329 (8 1/2 oz. Imp) | AR | |
| Not illus. | 06-4244 | | Kit, Repair, Master Cylinder | AR | |

* Not available separately



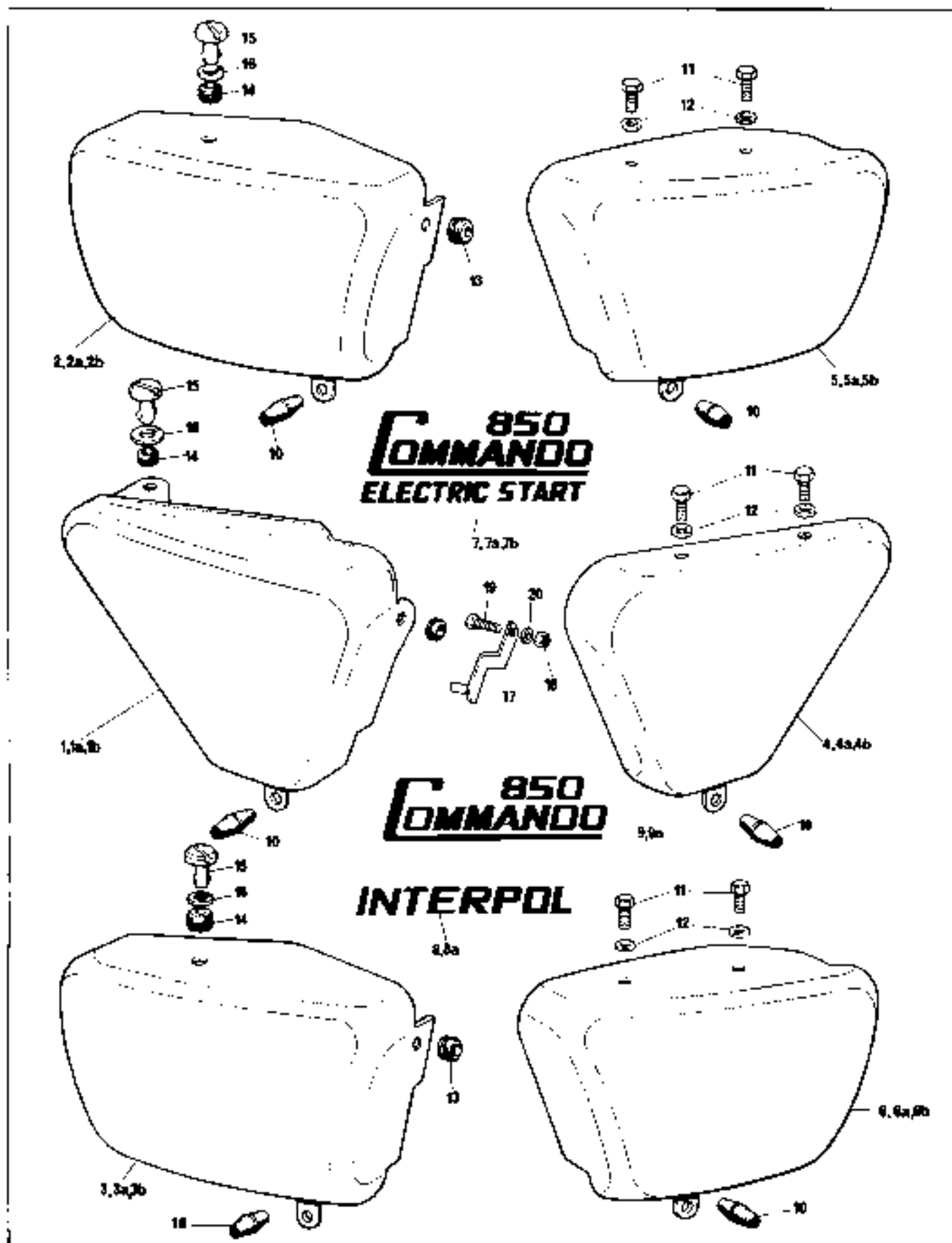
Exhausts, Mufflers, Passenger Footpegs

Exhausts, Mufflers, Passenger Footpegs

GROUP

26

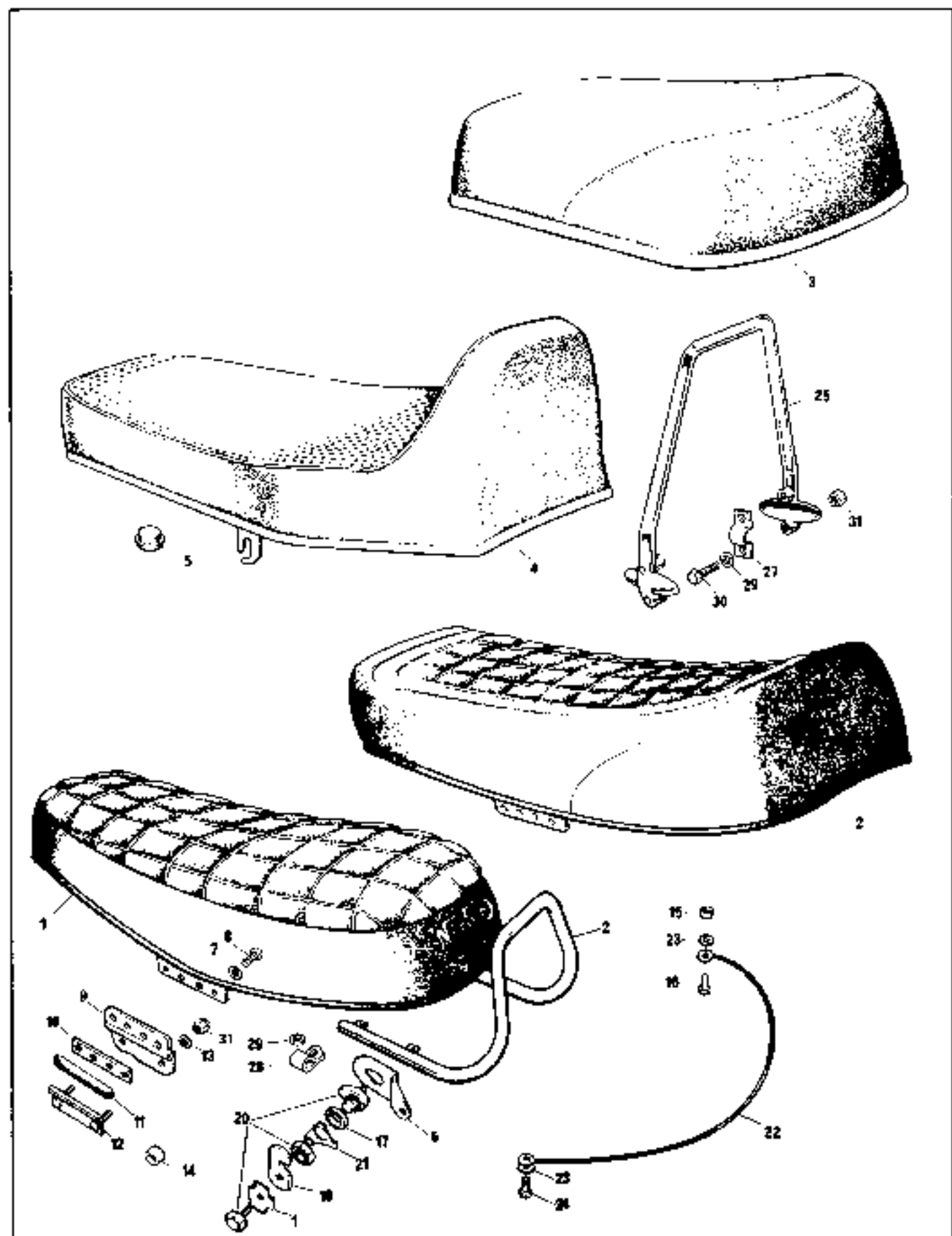
| Ref. No. | Part No. | Maker's or Superseded Part No. | Description | Quantity | Bin No. |
|----------|----------|--------------------------------|---------------------------------------|----------|---------|
| 1 | 06-6332 | | Tube, Cross | 1 | |
| 2 | 06-3991 | | Connector | 2 | |
| 3 | 14-0209 | 25599 | Bolt | 4 | |
| 4 | 14-0301 | 0700693 | Nut | 4 | |
| 5 | 14-0217 | 07-00106 | Bolt | 2 | |
| 6 | 06-4149 | | Gusset Footpeg Support | 2 | |
| 7 | 06-1328 | | Clip | 2 | |
| 8 | 06-3888 | | Lockring, Exhaust | 2 | |
| 9 | 06-7700 | NM18202 | Washer | 2 | |
| 10 | 14-0302 | 27185 | Nut | 6 | |
| 11 | 60-2321 | 000011 | Washer | 8 | |
| 12 | 06-0622 | | Mounting Rubber | 4 | |
| 13 | 06-0863 | | Bolt | 4 | |
| 14 | 60-2322 | 000010 | Washer | 10 | |
| 15 | 06-0471 | | Spacer, Mounting Plate | 2 | |
| 16 | 06-2006 | | Footpeg, Passenger, Complete | 2 | |
| 17 | 14-0301 | 07-00287 | Nut | 1 | |
| 18 | 04-2569 | | Rubber | 1 | |
| 19 | 06-0487 | | Lug | 1 | |
| 20 | 06-0616 | | Footpeg | 1 | |
| 21 | 06-1798 | | Bolt | 1 | |
| 22 | 06-5257 | | Pipe, Exhaust L.H. | 1 | |
| 23 | 06-5256 | | Pipe, Exhaust R.H. | 1 | |
| 24 | 06-4170 | | Muffler | 2 | |
| 25 | 06-4150 | | Bracket, Muffler | 2 | |
| 26 | 14-0113 | | Bolt | 4 | |
| 27 | 06-4148 | | Bracket, Muffler | 2 | |
| 28 | 06-5527 | | End Cap, Muffler, (Required Riveting) | 2 | |
| 29 | 06-4649 | | Bracket, Muffler, L.H. —Interpol Only | 1 | |
| 30 | 06-4650 | | Bracket, Muffler, R.H. —Interpol Only | 1 | |
| 31 | 06-5258 | | Sealing, Spherical | 2 | |
| 32 | 06-5250 | | Collet | 2 | |
| 33 | 06-0618 | | Bolt | 2 | |



Battery and Oil Tank Covers

Battery and Oil Tank Covers

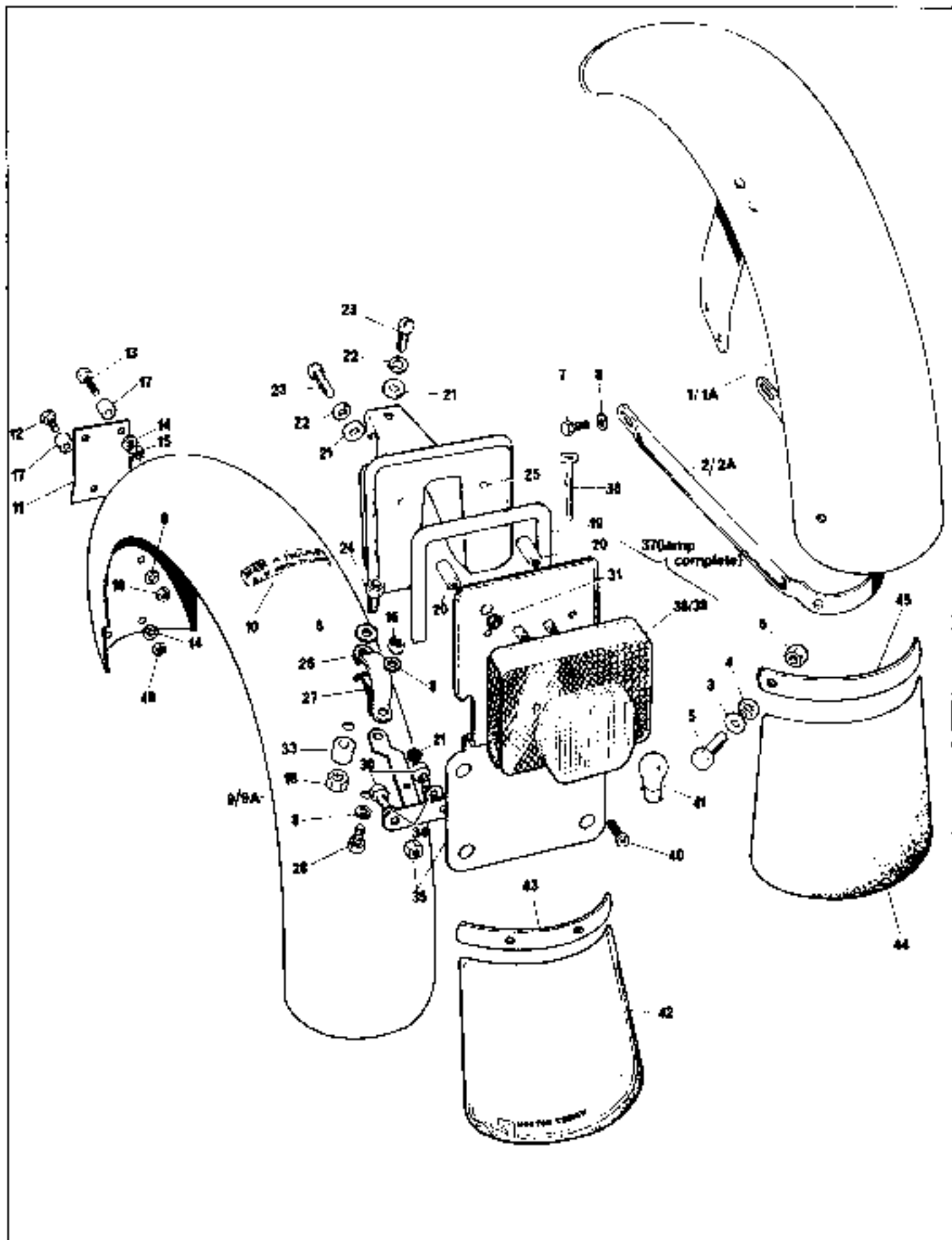
| <i>Ref. No.</i> | <i>Part No.</i> | <i>Maker's or Superseded Part No.</i> | <i>Description</i> | <i>Quantity</i> | <i>Bin No.</i> | |
|---------------------|---------------------|---|---|-----------------|--------------------|-------|
| 1 | 06-6330-092 | | Cover, Battery, Roadster/Hi-Rider, Black | 1 | | |
| 1A | 06-6330-152 | | Cover, Battery, Roadster, Red | 1 | | |
| 1B | 06-6330-163 | | Cover, Battery, Roadster, White | 1 | | |
| 2 | 06-6329-090 | | Cover, Battery, Interstate, Black | 1 | | |
| 2A | 06-6329-150 | | Cover, Battery, Interstate, Red | 1 | | |
| 2B | 06-6329-170 | | Cover, Battery, Interstate, Silver | 1 | | |
| 3 | 06-6329-090 | | Cover, Battery, Interpol, Black | 1 | | |
| 3A | 06-6329-160 | | Cover, Battery, Interpol, White | 1 | | |
| 4 | 06-3504-092 | | Cover, Oil Tank, Roadster/Hi-Rider, Black | 1 | | |
| 4A | 06-3504-152 | | Cover, Oil Tank, Roadster, Red | 1 | | |
| 4B | 06-3504-163 | | Cover, Oil Tank, Roadster, White | 1 | | |
| 5 | 06-4136-090 | | Cover, Oil Tank, Interstate, Black | 1 | | |
| 5A | 06-4136-150 | | Cover, Oil Tank, Interstate, Red | 1 | | |
| 5B | 06-4136-170 | | Cover, Oil Tank, Interstate, Silver | 1 | | |
| 6 | 06-4136-090 | | Cover, Oil Tank, Interpol, Black | 1 | | |
| 6A | 06-4136-160 | | Cover, Oil Tank, Interpol, White | 1 | | |
| 7 | 06-6388 | | Decal "Electric Start" Gold | 2 | | |
| 7A | 06-6390 | | Decal "Electric Start" Black | 2 | | |
| 7B | 06-6389 | | Decal "Electric Start" Silver | 2 | | |
| 8 | 06-2215 | | Decal "Interpol", Gold | 2 | | |
| 8A | 06-2214 | | Decal "Interpol", Black | 2 | | |
| 9 | 06-5097 | | Decal, "850 Commando", Gold | } Interpol Only | 2 | |
| 9A | 06-5096 | | Decal, "850 Commando", Black | | 2 | |
| 10 | 06-1688 | | Grommet, Oil Tank Cover | 1 | | |
| 11 | 14-0103 | 0700117 | Bolt | 2 | | |
| 12 | 60-2320 | 090012 | Washer | 2 | | |
| 13 | 06-3143 | | Grommet, Battery Cover | 1 | | |
| 14 | 03-4072 | | Grommet, Battery Cover | 1 | | |
| 15 | 06-6436 | | Fastener | 1 | | |
| 16 | 06-4067 | | Retainer | 1 | | |
| 17 | 06-1204 | | Bracket, Cover Bracket | 1 | | |
| 18 | 14-0301 | 26947 | Nut | 2 | | |
| 19 | 14-0102 | 26146 | Bolt | 2 | | |
| 20 | 60-2320 | 18315 | Washer | 2 | | |



Seats, Seat Fittings, Grab Rails

Seats, Seat Fittings, Grab Rails

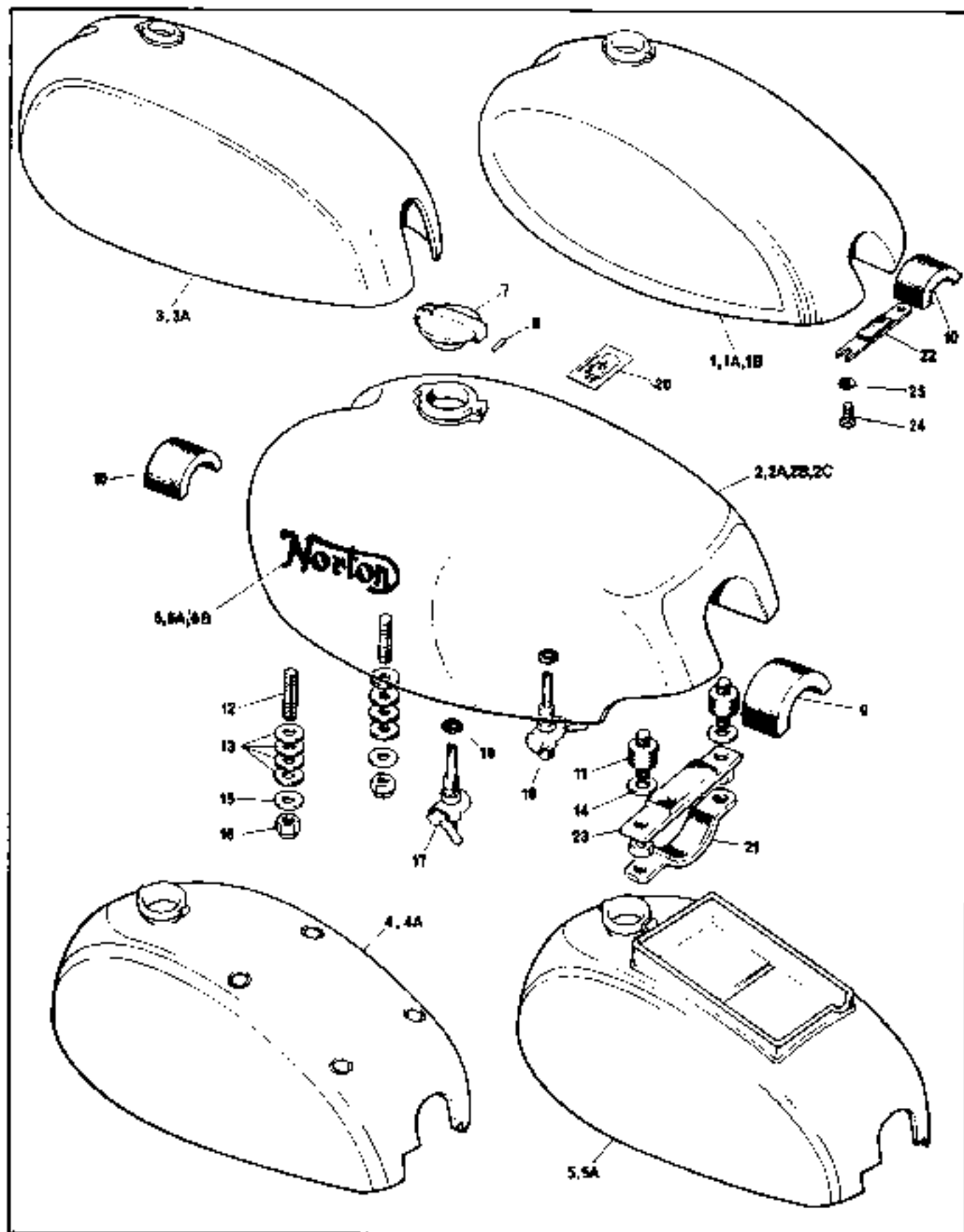
| <i>Ref. No.</i> | <i>Part No.</i> | <i>Maker's or Superseded Part No.</i> | <i>Description</i> | <i>Quantity</i> | <i>Bin No.</i> |
|-----------------|-----------------|---------------------------------------|--------------------------------|-----------------|----------------|
| 1 | 08-6612 | | Seat, Roadster | 1 | |
| 2 | 06-5813 | | Seat, Interstate | 1 | |
| 3 | 06-6211 | | Seat, Intarpol | 1 | |
| 4 | 06-6416 | | Seat, Hi-Rider | 1 | |
| 5 | 06-7791 | NM21662 | Buffer, Seat | 8 | |
| 6 | 06-5617 | | Bracket, Lock | 1 | |
| 7 | 60-2391 | 27758 | Washer, Seat Hinge | 4 | |
| 8 | 06-7963 | 30802 | Screw, Seat Hinge | 4 | |
| 9 | 06-6349 | | Hinge, Seat | 1 | |
| 10 | 06-6253 | | Plate, Upper | 1 | |
| 11 | 06-6254 | | Cover, Upper Plate | 1 | |
| 12 | 06-6353 | | Plate, Lower | 1 | |
| 13 | 60-2320 | 18316 | Washer | 6 | |
| 14 | 06-6350 | | Spacer | 1 | |
| 15 | 06-7797 | 22061 | Nut | 1 | |
| 16 | 06-8089 | 28048 | Screw | 2 | |
| 17 | 06-5626 | | Collar, Lock | 1 | |
| 18 | 06-6447 | | Latch, Lock | 1 | |
| 19 | 06-5627 | | Tab Washer, Lock | 1 | |
| 20 | 06-5621 | | Lock Assembly | 1 | |
| 21 | 06-5624 | | Tab Washer | 1 | |
| 22 | 06-5623 | | Check Wire | 1 | |
| 23 | 60-2391 | 27758 | Washer | 2 | |
| 24 | 06-6724 | | Screw | 1 | |
| 25 | 06-4066 | | Grab Rail, Hi-Rider | 1 | |
| 26 | 06-4978 | | Grab Rail, Roadster/Interstate | 1 | |
| 27 | 06-2378 | | Clip, Hi-Rider Only | 2 | |
| Not illus. | 14-0103 | 0700117 | Bolt, Hi-Rider Clip | 4 | |
| 28 | 06-3798 | | Clip, Roadster/Interstate | 4 | |
| 29 | 60-2427 | NM25592 | Washer, Hi-Rider, Grab Rail | 4 | |
| Not illus. | 60-2347 | 30868 | Washer, Roadster/Interstate | 8 | |
| 30 | 14-0205 | 28948 | Bolt, Grab Rail | 4 | |
| 31 | 14-0401 | 08-2240 | Nut | 4 | |



Fenders, Mudflaps, Tail Lamp Support

Fenders, Mudflaps, Tail Lamp Support

| Ref. No. | Part No. | Maker's or Superseded Part No. | Description | Quantity | Bin No. |
|----------|-------------|--------------------------------|--------------------------------|----------|---------|
| 1 | 06-6204 | | Fender, Front, Stainless Steel | 1 | |
| 1A | 06-6281 | | Fender, Front, Interpol White | 1 | |
| 2 | 06-2323-100 | | Stay, Front Fender, Silver | 1 | |
| 2A | 06-2323-130 | | Stay, Front Fender, White | 1 | |
| 3 | 00-0039 | 27758 | Washer, Plain | 4 | |
| 4 | 00-0190 | | Washer, Serrated | 2 | |
| 5 | 06-0677 | | Screw | 2 | |
| 6 | 06-7797 | 22061 | Nut | 2 | |
| 7 | 06-0357 | | Bolt | 2 | |
| 8 | 60-2321 | 000011 | Washer, Plain | 7 | |
| 9 | 06-3887 | | Fender, Rear, Stainless Steel | 1 | |
| 9A | 06-6365 | | Fender, Rear, Interpol White | 1 | |
| 10 | 60-4556 | | Decal, "Made in England" | 1 | |
| 11 | 06-2169 | | Bracket, Fender | 1 | |
| 12 | 14-0114 | 22403 | Bolt | 1 | |
| 13 | 14-0105 | | Bolt | 2 | |
| 14 | 60-2320 | 000012 | Washer | 4 | |
| 15 | 06-0029 | | Nut | 2 | |
| 16 | 14-0302 | | Nut | 2 | |
| 17 | 06-2170 | | Spacer | 2 | |
| 18 | 14-0402 | | Nut | 1 | |
| 19 | 06-3733 | | Beading | 1 | |
| 20 | 06-3921 | | Pillar Nut | 2 | |
| 21 | 00-0039 | | Washer | 3 | |
| 22 | 06-7802 | 22401 | Lockwasher | 3 | |
| 23 | 06-0946 | | Screw | 3 | |
| 24 | 06-3926 | | Screw (Special) | 1 | |
| 25 | 06-3731 | | Fairing | 1 | |
| 26 | 08-1121 | | Clip Bracket | 1 | |
| 27 | 06-4220 | | Rubber | 1 | |
| 28 | 14-0113 | | Bolt | 1 | |
| 29 | 06-3727 | | Bracket, Support | 1 | |
| 30 | 14-0102 | 26146 | Bolt, Tail Lamp and Mudflap | 2 | |
| 31 | 06-4152 | | Grommet | 2 | |
| 32 | 06-3724 | | Mounting | 1 | |
| 33 | 06-4016 | | Spacer | 1 | |
| 34 | 60-2320 | | Washer, Shakeproof | 2 | |
| 35 | 14-0301 | 26947 | Nut | 2 | |
| 36 | 06-2828 | | Tie, Cable | 1 | |
| 37 | 06-8028 | 56513 | Lamp, Rear, Type L917 | 1 | |
| 38 | 06-8058 | 54584930 | Lens | 1 | |
| 39 | 06-8058 | 54585314 | Lens, Germany/Italy | 1 | |
| 40 | - | Not Available | Screw, Lens | 2 | |
| 41 | 99-0542 | 380 | Bulb, 12v 5/21w | 1 | |
| 42 | 06-6415 | | Mudflap, Rear | 1 | |
| 43 | 06-5048 | | Backing Strip, Rear Mudflap | 1 | |
| 44 | 06-5225 | | Mudflap, Front | 1 | |
| 45 | 06-5226 | | Backing Strip, Front Mudflap | 1 | |

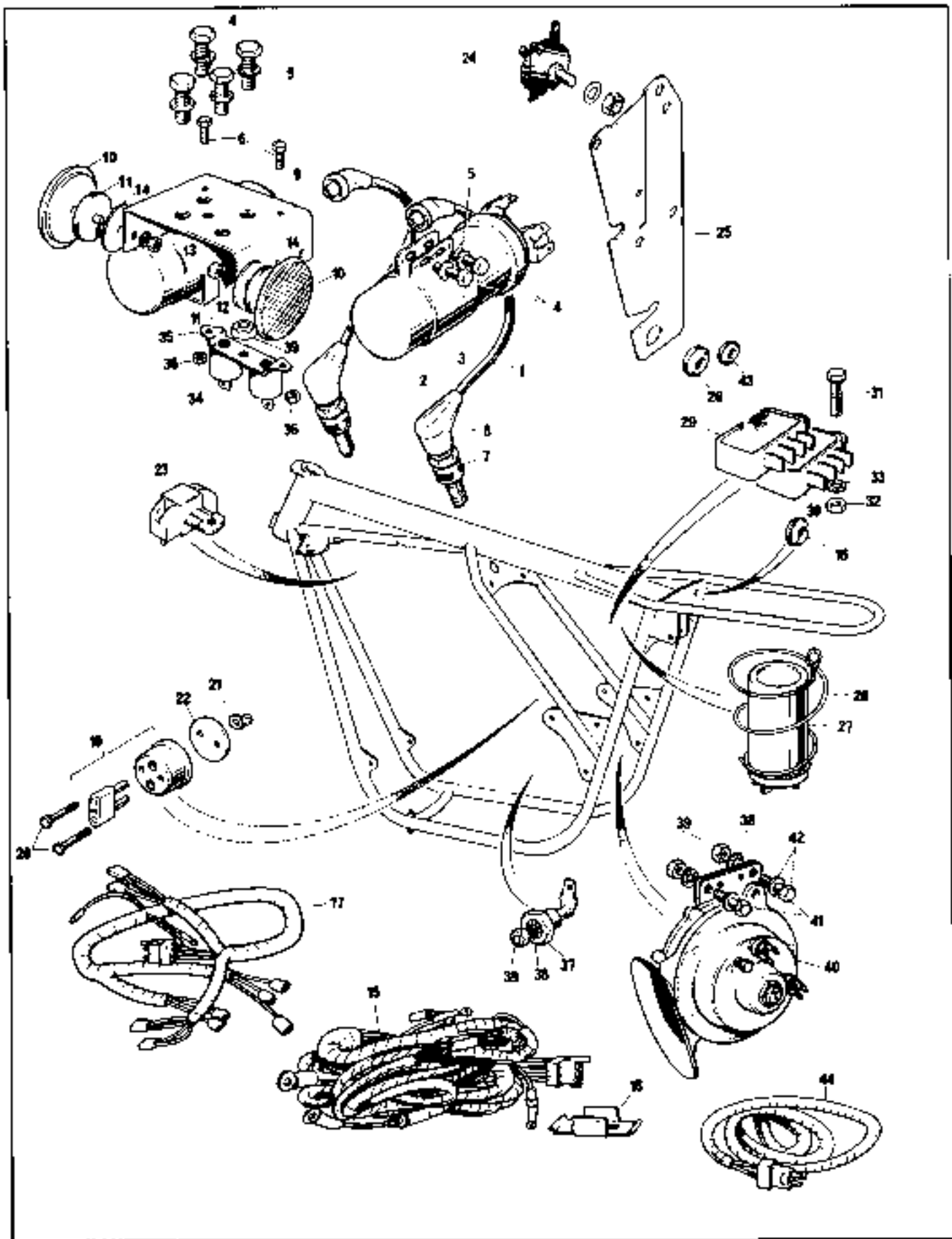


Fuel Tanks and Fittings

Fuel Tanks and Fittings

| Ref. No. | Part No. | Maker's or Superseded Part No. | Description | Quantity | Bin No. |
|------------|-------------|--------------------------------|--|----------|---------|
| 1 | 06-5364-162 | | Tank, Interstate, Red | 1 | |
| 1A | 06-5364-172 | | Tank, Interstate, Silver | 1 | |
| 1B | 06-5364-082 | | Tank, Interstate, Black | 1 | |
| 1C | 06-5364-130 | | Tank, Interstate, White | 1 | |
| 2 | 06-2701-152 | | Tank, Roadster, Red | 1 | |
| 2A | 06-2701-092 | | Tank, Roadster, Black | 1 | |
| 2B | 06-2701-163 | | Tank, Roadster, White | 1 | |
| 3 | 06-2371-092 | | Tank, Hi-Rider, Black | 1 | |
| 4 | 06-2224-090 | | Tank, Interpol with Pommels, Black | 1 | |
| 4A | 06-2224-130 | | Tank, Interpol with Pommels, White | 1 | |
| 5 | 06-1764-090 | | Tank, Interpol with Recess, Black | 1 | |
| 5A | 06-1764-130 | | Tank, Interpol with Recess, White | 1 | |
| 6 | 06-4880 | | Decal, "Norton", Gold | 1 | |
| 6A | 06-4882 | | Decal, "Norton", Silver | 1 | |
| 6B | 06-4881 | | Decal, "Norton", Black | 1 | |
| 7 | 06-0681 | | Cap, Filler | 1 | |
| 8 | 06-0882 | | Pin, Filler Cap | 1 | |
| 9 | 06-2567 | | Rubber, Thick (Roadster) | 1 | |
| 10 | 02-8359 | | Rubber, Thin (Interstate/Hi-Rider) | 2 | |
| 11 | 06-0622 | | Mounting, Rubber, (Roadster) | 2 | |
| 12 | 06-3215 | | Stud | 2 | |
| 13 | 06-0648 | | Washer, Rubber (10 Hi-Rider) | 8 | |
| 14 | 60-2320 | 00-0012 | Washer | 2 | |
| 15 | 01-4999 | | Washer | 2 * | |
| 16 | 06-3123 | | Nut, Self Locking | 4 * | |
| 17 | 80-4511 | | Tap, Fuel | 1 | |
| 18 | 80-4512 | | Tap, Fuel, Reserve | 1 | |
| 19 | 06-5329 | | Washer, Sealing | 2 | |
| 20 | 06-8179 | | Decal, Gear Pattern | 1 | |
| 21 | 06-3239 | | Strap, Fuel Tank, Hi-Rider | 1 | |
| 22 | 06-3239 | | Strap, Fuel Tank, Interstate/Interpol | 1 | |
| 23 | 06-3121 | | Strap, Fuel Tank, Roadster | 1 | |
| 24 | 14-0113 | | Bolt, Tank Strap | 2 | |
| 25 | 06-7700 | NM18202 | Washer, Tank Strap } Interstate/Hi Rider | 2 | |
| Not illus. | 08-5831 | | Cap, Filler, Lockable | 1 | |
| | 06-3120 | | Rubber | 1 | |
| | 21-2109 | | Stud | 2 | |

* 4 for Roadster

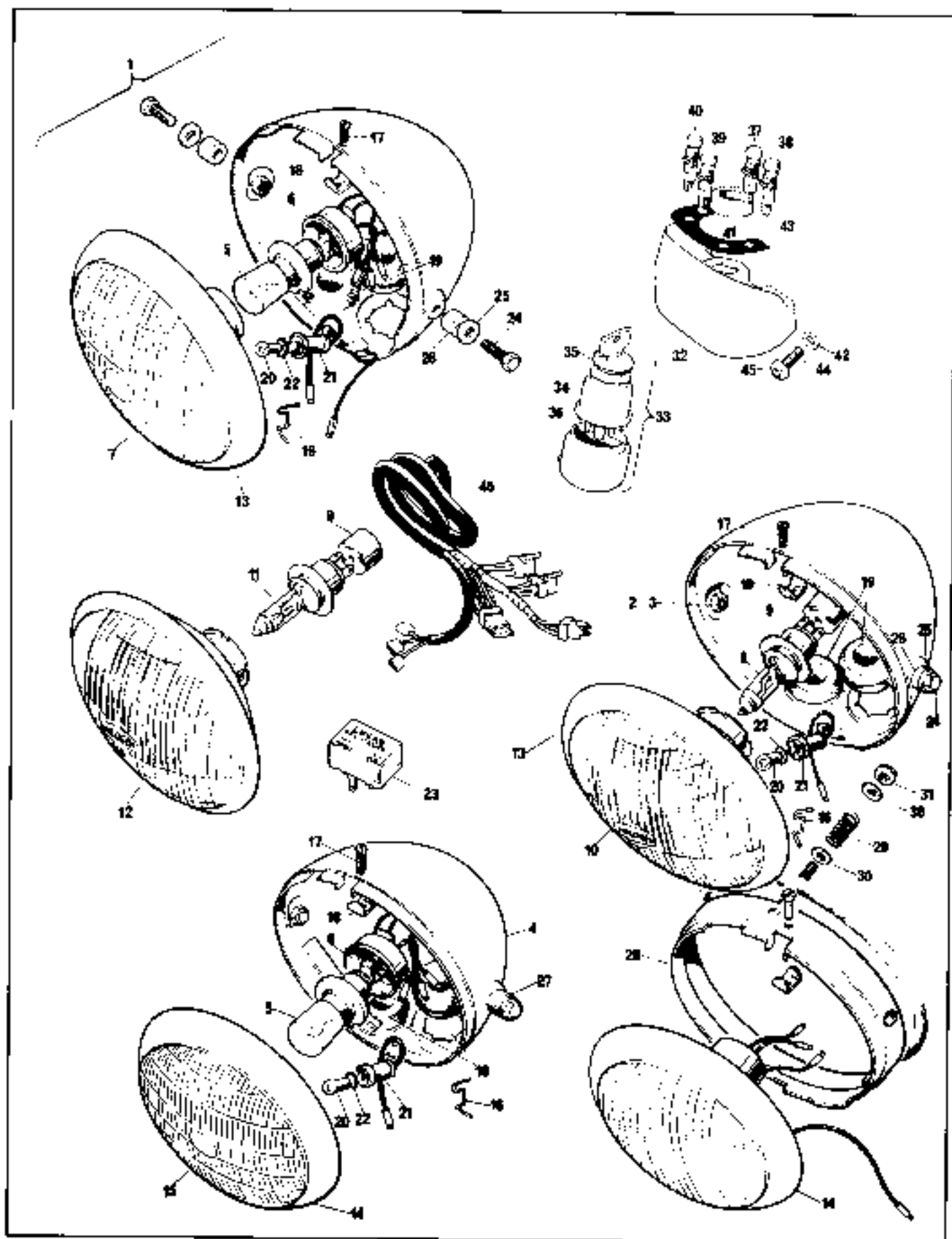


Basic Electric Equipment

Basic Electric Equipment

31

| <i>Ref. No.</i> | <i>Part No.</i> | <i>Maker's or Superseded Part No.</i> | <i>Description</i> | <i>Quantity</i> | <i>Bin No.</i> |
|-----------------|-----------------|---------------------------------------|--------------------------------------|-----------------|----------------|
| 1 | 06-2263 | | Lead H.T. | 2 | |
| 2 | 99-0578 | 45222A | Coil with Clip (Type 17M6) | 2 | |
| 3 | 99-1151 | 54419974 | Clip | 2 | |
| 4 | 14-0603 | 0700117 | Bolt | 8 | |
| 5 | 60-2320 | 06-0012 | Washer | 9 | |
| 6 | 06-7960 | 25607 | Bolt | 2 | |
| 7 | 06-2348 | | Spark Plug N7Y | 2 | |
| 8 | 03-2221 | | Cap, Spark Plug | 2 | |
| 9 | 06-2577 | | Bracket, Coil | 1 | |
| 10 | 99-1161 | 57183A | Rectifier, Amber | 2 | |
| 11 | 06-0648 | | Rubber | 2 | |
| 12 | 06-7802 | 22401 | Washer | 2 | |
| 13 | 00-0006 | M1002/15E | Nut | 2 | |
| 14 | 01-4909 | | Washer Large Plain | 2 | |
| 15 | 06-6396 | | Harness, Main | 1 | |
| 16 | 01-9490 | | Grommet | 1 | |
| 17 | 06-6242 | | Harness, Ignition | 1 | |
| 18 | 06-6138 | | Clip, Spring | 6 | |
| 19 | 06-2666 | | Plug/Socket | 1 | |
| 20 | 06-2722 | | Screw | 2 | |
| 21 | 06-3041 | | Terminal, Accessory Socket | 1 | |
| 22 | 06-3025 | | Washer, Insulating | 1 | |
| 23 | 06-2098 | 47225A | Ballast Resistor 3BR | 1 | |
| 24 | 06-6916 | 49181 | Rectifier (Type 2DB 406) | 1 | |
| 25 | 06-4974 | | Bracket, Rectifier | 1 | |
| 26 | 06-7655 | NM15689 | Grommet | 1 | |
| 27 | 99-0737 | 54170009 | Capacitor 2MC | 1 | |
| 28 | 06-1628 | | Spring | 1 | |
| 29 | 06-6393 | | Control Unit, Warning Light | 1 | |
| 30 | 06-6392 | | Operating Unit, Headlamp CANADA ONLY | 1 | |
| 31 | 06-7804 | 22473 | Bolt | 2 | |
| 32 | 06-7797 | 22801 | Nut | 2 | |
| 33 | 60-2391 | 27758 | Washer | 2 | |
| 34 | 99-1043 | 54420128 | Capacitor | 2 | |
| 35 | 99-1160 | 54418526 | Plate, Base | 1 | |
| 36 | 06-7797 | 22061 | Nut | 2 | |
| 37 | 99-0590 | 49345 | Zener Diode | 2 | |
| 38 | 01-5306 | | Washer | 5 | |
| 39 | 14-0301 | 28947 | Nut | 3 | |
| 40 | 03-2010 | 54068152 | Horn | 1 | |
| 41 | 14-0105 | | Bolt, Horn | 2 | |
| 42 | 60-2320 | | Washer | 2 | |
| 43 | 03-4072 | | Grommet | 1 | |
| 44 | 06-6033 | | Harness, Front Brake | 1 | |
| Not illus | 06-6625 | | Switch Master, CANADA | 1 | |

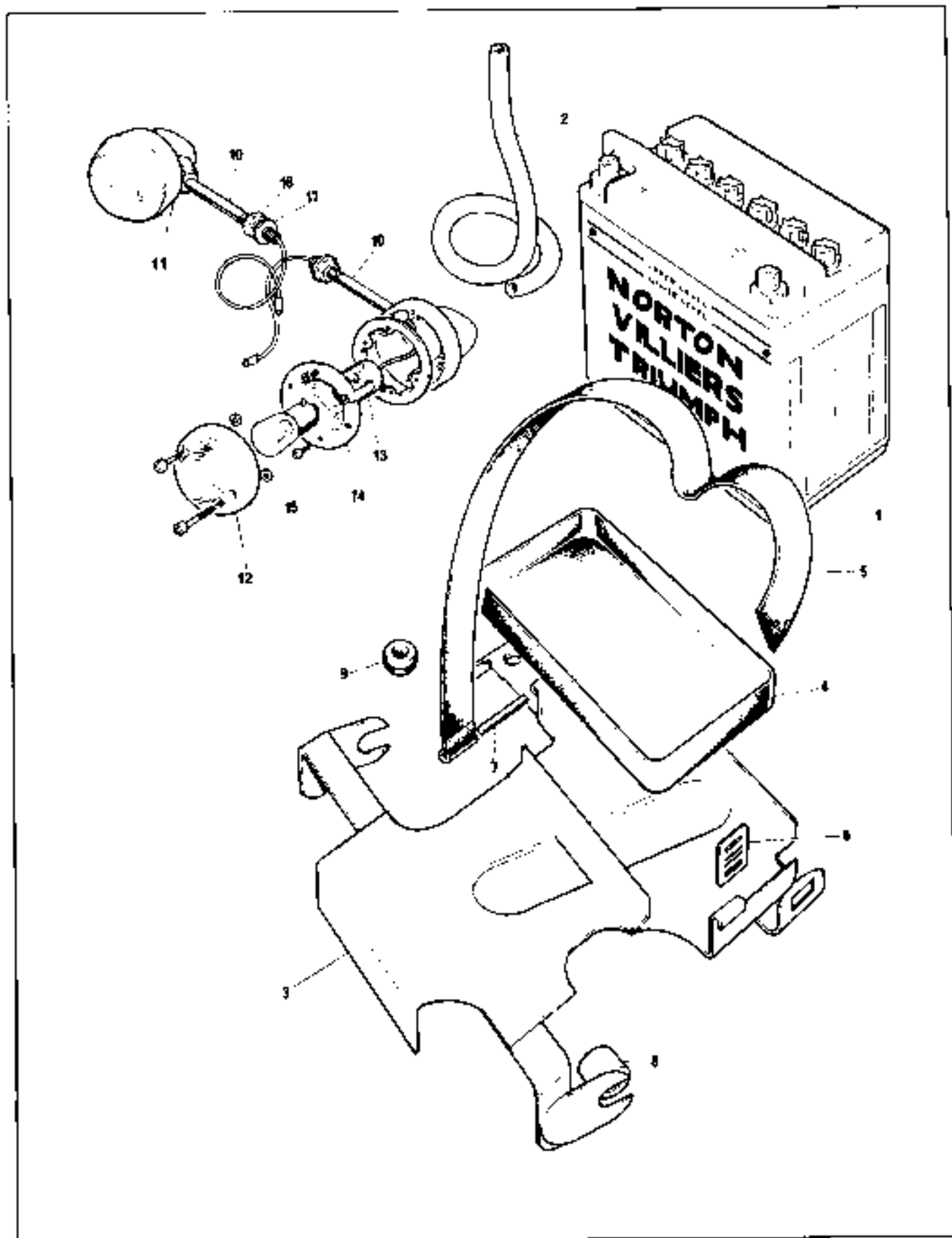


Console and Headlamps

Console and Headlamps **32**

| Ref. No. | Part No. | Maker's or Superseded Part No. | Description | Quantity | Bin No. |
|------------|----------|--------------------------------|---------------------------------------|---------------------|---------|
| 1 | 06-6142 | 60867A | Headlamp USA, Type SS700P | 7 in. 1 | |
| 2 | 06-6143 | 60868A | Headlamp UK, Type SS700P | 7 in. 1 | |
| 3 | 06-6141 | 60869A | Headlamp Continental, Type SS700P | 7 in. 1 | |
| 4 | 06-6362 | | Headlamp Hi-Rider U.S.A. Type MCH66 | 5 1/2 in. 1 | |
| 5 | 99-1214 | 370 | Bulb, Main U.S.A. | 1 | |
| 6 | 99-0694 | 554602 | Bulbholder, Main U.S.A. | 1 | |
| 7 | 99-1249 | 54525927 | Light Unit, U.S.A. | 1 | |
| 8 | 06-8021 | 463 | Bulb, Main U.K. Quartz Halogen | 7 in. 1 | |
| 9 | 06-8033 | 552738 | Adaptor, Main Bulb, Quartz Halogen | Lamp 1 | |
| 10 | 06-8052 | 54526114 | Light Unit U.K. | 1 | |
| 11 | 06-8022 | 472 | Bulb Main, Continental Quartz Halogen | 1 | |
| 12 | 06-8053 | 54526323 | Light Unit, Continental | 1 | |
| 13 | 99-0892 | 553248 | Rim | 1 | |
| 14 | 99-0891 | 534343 | Rim | 5 1/2 in. 1 | |
| 15 | 99-1212 | 54525272 | Light Unit, Hi-Rider U.S.A. | Lamp 1 | |
| 16 | 99-0883 | 504665 | Wire, Reflector Fixing | 6 | |
| 17 | 99-1189 | 144921 | Screw, Rim Fixing | 1 | |
| 18 | 99-0890 | 534298 | Plate, Rim Fixing | 1 | |
| 19 | 06-8042 | 862217 | Grommet | 2 | |
| 20 | 99-0548 | 989 | Bulb, Pilot | 1 | |
| 21 | 99-1213 | 54573590 | Bulbholder, Pilot | 1 | |
| 22 | 06-8190 | 554364 | Ring, Pilot Bulbholder | 1 | |
| 23 | 99-1201 | | Flasher Unit | 1 | |
| 24 | 99-1157 | 54115106 | Screw, Lamp Fixing | 2 | |
| 25 | 14-3086 | 1430086 | Washer, Lamp Fixing | 2 | |
| 26 | 06-6547 | | Spacer, Headlamp 7 in. | 2 | |
| 27 | 06-6571 | | Spacer, Headlamp 5 1/2 in. | 2 | |
| 28 | 06-5839 | | Ring, Headlamp Mounting | 2 | |
| 29 | 06-5939 | | Spring, Headlamp Mounting | 6 | |
| 30 | 06-8108 | 29143 | Washer | Cafe Racer Model 12 | |
| 31 | 06-6047 | | Staff Nut | 6 | |
| 32 | 06-5719 | | Console | 1 | |
| 33 | 12-1015 | | Switch, Master, with Lock | 1 | |
| 34 | 06-6395 | 30552 | Switch Only | 1 | |
| 35 | 03-3044 | | Lock and Key | 1 | |
| 36 | — | | Cover, Switch | 1 | |
| 37 | 06-6408 | | Light, Warning, Amber | 1 | |
| 38 | 06-6409 | | Light, Warning, Green | 1 | |
| 39 | 06-6410 | | Light, Warning, Blue | 1 | |
| 40 | 06-6411 | | Light, Warning, Red | 1 | |
| 41 | 60-4335 | | Cover | 1 | |
| 42 | 60-2320 | | Washer | 2 | |
| 43 | 06-5722 | | Decal | 1 | |
| 44 | 06-6541 | | Stud, Console | 2 | |
| 45 | 14-0301 | 26947 | Nut, Console | 2 | |
| 46 | 06-6438 | | Harness, Headlamp | 1 | |
| Not illus. | 06-8677 | | Clip | 4 | |

* Nut available separately

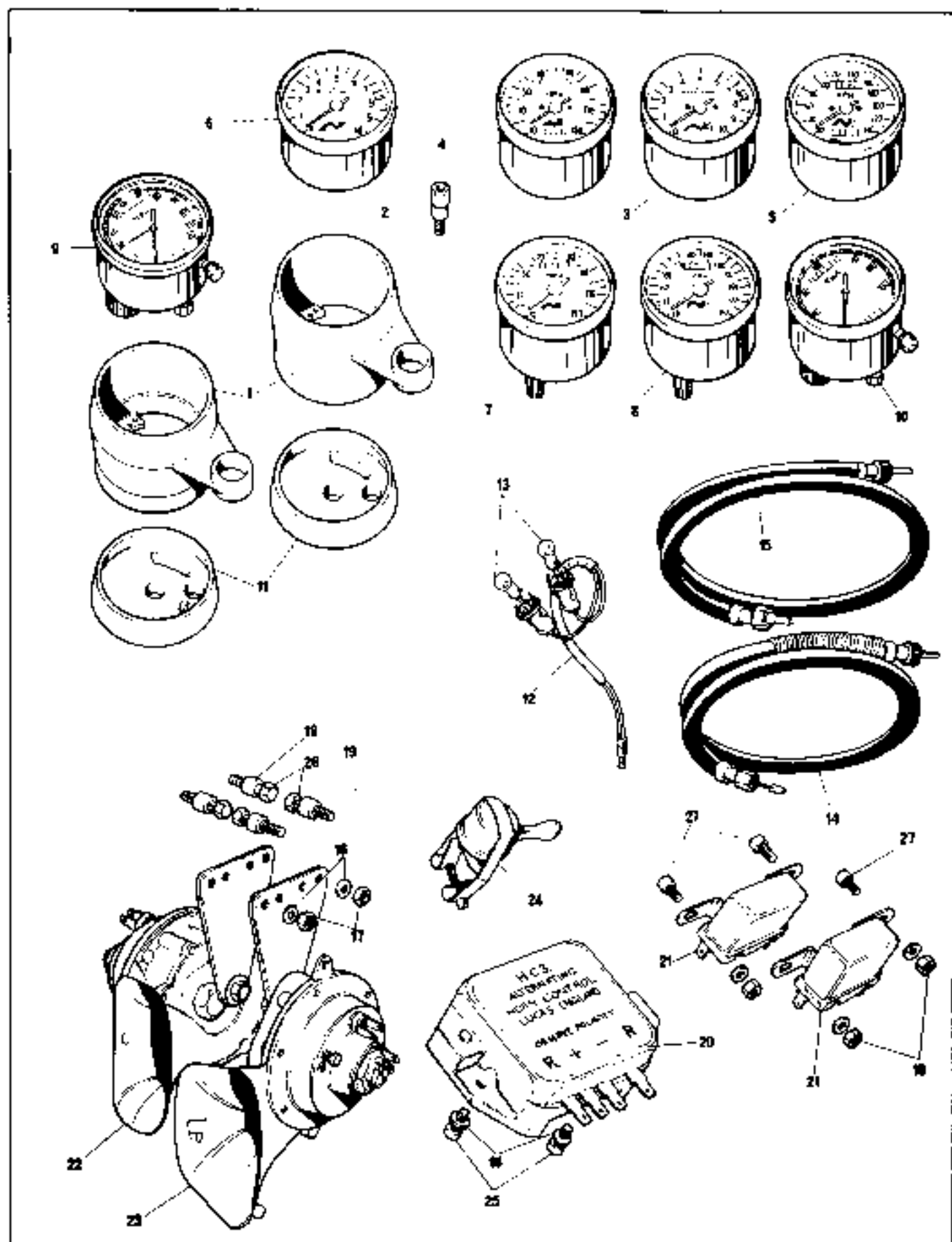


Batteries, Battery Tray, Direction Indicators

Batteries, Battery Tray, Direction Indicators

33

| <i>Ref No.</i> | <i>Part No.</i> | <i>Maker's or Superseded Part No.</i> | <i>Description</i> | <i>Quantity</i> | <i>Bin No.</i> |
|--------------------|---------------------|---|------------------------------|-----------------|--------------------|
| 1 | 06-3300 | 12N14-3A | Battery | 1 | |
| 1A | 06-8515 | YB-14-L | Battery, Heavy Duty (U.S.A.) | AR | |
| 2 | 06-3227 | | Tube, Breather | 1 | |
| 3 | 06-8268 | | Tray, Battery, Metal | 1 | |
| 4 | 06-4082 | | Tray, Battery, Rubber | 1 | |
| 5 | 06-4070 | | Strap, Battery | 1 | |
| 6 | 06-4064 | | Buckle | 1 | |
| 7 | 06-4065 | | Pin | 1 | |
| 8 | 06-1650 | | Spacer | 1 | |
| 9 | 06-0811 | | Grommet | 1 | |
| 10 | 99-1237 | 60600091 | Mounting, Indicator Lamp | 4 | |
| 11 | 88-1190 | 56147 | Lamp, Indicator | 4 | |
| 12 | 99-1191 | 54581638 | Lens | 4 | |
| 13 | 06-8055 | 54580322 | Bulbholder | 4 | |
| 14 | 06-8038 | 573832 | Interior Assembly | 4 | |
| 15 | 99-1192 | 392 | Bulb | 4 | |
| 16 | 14-0304 | 20948 | Nut | 2 | |
| 17 | 60-2430 | | Washer | 2 | |
| Not illus. | 06-2329 | | Kit, Direction Indicator | 1 | |
| Not illus. | 14-0105 | 87-2810 | Bolt, Battery Tray/Airbox | 2 | |
| Not illus. | 14-0301 | 26947 | Nut, Battery Tray/Airbox | 2 | |



**Speedometer, Tachometer, Drive Cables,
and Police Horns**

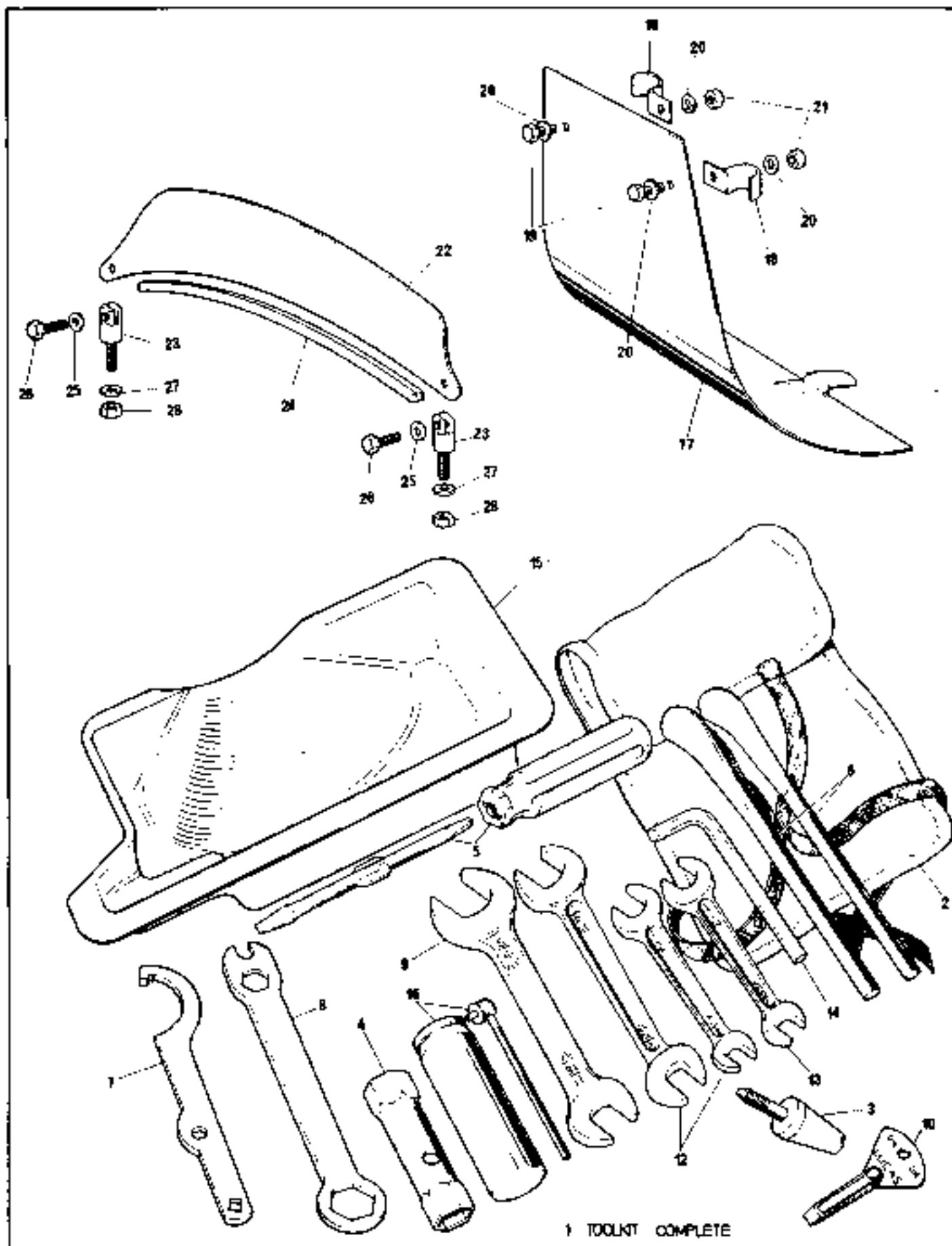
Speedometer, Tachometer, Drive Cables, and Police Horns

GROUP

34

| Ref. No. | Part No. | Maker's or Superseded Part No. | Description | Quantity | Bin No. |
|----------|----------|--------------------------------|---|----------|---------|
| 1 | 06-4144 | | Case, Instrument | 2 | |
| 2 | 06-1281 | | Extension Bolt, Smiths Instruments | 4 | |
| 3 | 06-5874 | | Tachometer, Veglia/Interstate | 1 | |
| 4 | 06-5875 | | Speedometer, Veglia, MPH. Interstate | 1 | |
| 5 | 06-5876 | | Speedometer, Veglia, KPH. Interstate | 1 | |
| 6 | 06-5643 | | Tachometer, Smiths, Roadster | 1 | |
| 7 | 06-5638 | | Speedometer, Smiths, MPH. Roadster | 1 | |
| 8 | 06-5645 | | Speedometer, Smiths, KPH. Roadster | 1 | |
| 9 | 06-3017 | | Speedometer, Certified, MPH. (Police) | 1 | |
| 10 | 06-2229 | | Speedometer, Certified, KPH. (Police) | 1 | |
| 11 | 06-5108 | | Cover, Instrument Case | 2 | |
| 12 | 06-2086 | | Bulbholder, Speedometer, with Bulb and Lead | 1 | |
| 13 | 19-1167 | L643 | Bulb, Speedometer and Tachometer | 1 | |
| 14 | 06-7904 | NM26087 | Cable, Speedometer Drive | 1 | |
| 15 | 06-1118 | | Cable, Tachometer Drive | 1 | |
| 16 | 00-0039 | | Washer | 7 | |
| 17 | 14-0301 | | Nut | 2 | |
| 18 | 06-7797 | | Nut | 5 | |
| 19 | 06-0694 | | Spacer | 4 | |
| 20 | 99-1231 | 60933008 | Control | 1 | |
| 21 | 99-1227 | 33213 | Relay, Type 6RA | 2 | |
| 22 | 99-1229 | 54068189 | Horn, Type 8H | 1 | |
| 23 | 99-1230 | 54068190 | Horn, Type 9H | 1 | |
| 24 | 99-1232 | 31482 | Switch | 1 | |
| 25 | 06-7962 | 30865 | Screw | 2 | |
| 26 | 14-0105 | NM26948 | Bolt | 4 | |
| 27 | 06-7963 | 30802 | Screw | 3 | |

Police Only
Alternating
Horns



Toolkit, Skid Plate and Front Number Plate

Toolkit Skid Plate and Front Number Plate

35

| Ref. No. | Part No. | Maker's or Superseded Part No. | Description | Quantity | Bin No. |
|----------|----------|--------------------------------|---|----------|---------|
| 1 | 12 1012 | | Kit, Tool Complete | 1 | |
| 2 | 01 7253 | | Bag, Tool | 1 | |
| 3 | 06 1359 | | Tool, Oil Seal Guide | 1 | |
| 4 | 06 4019 | | Spanner, Box (.83 in. AF. x 76 in. AF.) | 1 | |
| 5 | 00 2551 | | Screwdriver | 1 | |
| 6 | 00 5751 | | Lever | 2 | |
| 7 | 06 4018 | | Spanner, "C" (Suspension Unit, C.B. Tappets) | 1 | |
| 8 | 06 4020 | | Spanner, Ring/Open Ended | 1 | |
| 9 | 06 0823 | | Spanner, Open Ended, $\frac{1}{4}$ " in x $\frac{3}{8}$ in. AF. | 1 | |
| 10 | 02 4355 | | Gauge | 1 | |
| 11 | 01-7052 | | Spanner | 1 | |
| 12 | 06-0822 | | Spanner | 1 | |
| 13 | 06-0821 | | Spanner | 1 | |
| 14 | 06-4548 | | Key | 1 | |
| 15 | 06-5616 | | Tray, Tool | 1 | |
| 16 | 06-6226 | | Chainspray | 1 | |
| 17 | 06-2401 | | Skidplate | AR | |
| 18 | 06-2404 | | Clip | AR | |
| 19 | 14-0113 | | Bolt | AR | |
| 20 | 60-2321 | 000011 | Washer | AR | |
| 21 | 14-0302 | | Nut | AR | |
| 22 | 01-1835 | | Plate, Number | AR | |
| 23 | 01-1836 | | Stanchion | AR | |
| 24 | 06-7720 | NM18755 | Beading | AR | |
| 25 | 06-7577 | NMT2221 | Washer | AR | |
| 26 | 00-0861 | | Screw | 2 | |
| 27 | 60-2320 | 00-0012 | Washer | 2 | |
| 28 | 00-0006 | | Nut | 1 | |