
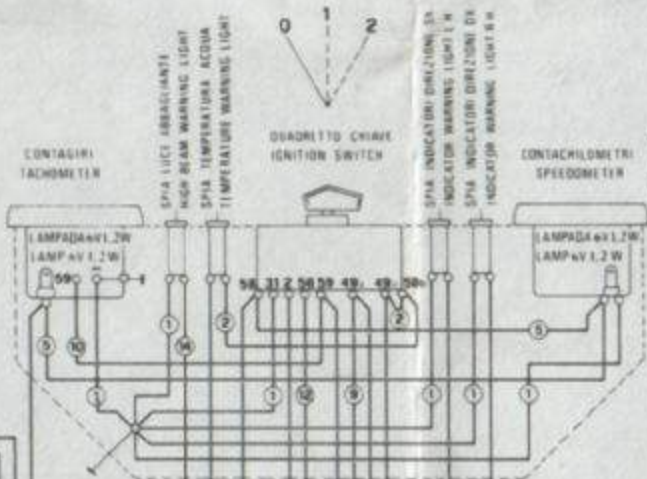
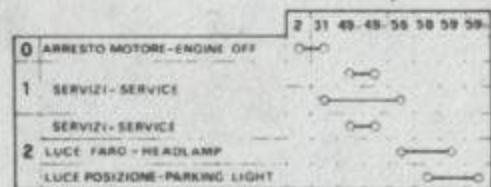


# SCHEMA IMPIANTO ELETTRICO-ELECTRICAL DIAGRAM 125-175 LZ

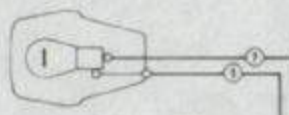
(LO STOP FUNZIONA IN ALTERNATA)

[www.ClassicCycles.org](http://www.ClassicCycles.org)

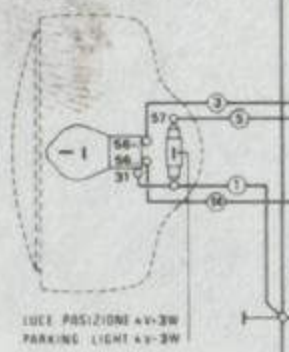


1	VERDE/NERO-GREEN/BLACK
2	ROSSO-RED
3	VERDE-GREEN
4	ARANCIO-ORANGE
5	GRIGIO-GRAY
6	GRIGIO/NERO-GRAY/BLACK
7	NERO-BLACK
8	GRIGIO/VERDE-GRAY/GREEN
9	BIANCO/ROSSO-WHITE/RED
10	GIALLO-YELLOW
11	ROSSO/NERO-RED/BLACK
12	GIALLO/ROSSO-YELLOW/RED
13	MARRONE-BROWN
14	CELESTE-BLUE
15	VIOLA-VIOLET
16	BIANCO-WHITE

INDICATORI ANTERIORI DX 4V-21W  
FRONT INDICATOR R H 4V-21W

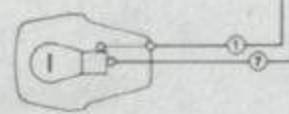


FARO 4V-15/15W  
HEADLAMP 4V-15/15W



LUCE POSIZIONE 4V-3W  
PARKING LIGHT 4V-3W

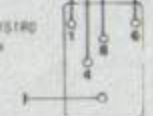
INDICATORI ANTERIORI SX 4V-21W  
FRONT INDICATOR L H 4V-21W




CLARSON HORN



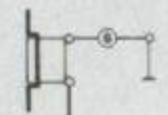
DISPOSITIVO SINISTRO L H SWITCH



DISPOSITIVO DESTRO R H SWITCH



INTERRUTTORE TERMICO TEMPERATURE INDICATOR SWITCH



INTERRUTTORE STOP STOP LIGHT SWITCH



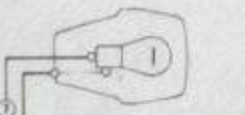
INTERMITTENZA FLASH SERVICE



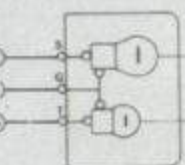
REGOLATORI TENSIONI VOLTAGE REGULATOR



INDICATORI POSTERIORI DX 4V-21W  
REAR INDICATOR R H 4V-21W



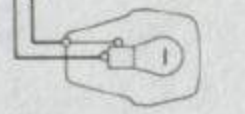
FANALINO POSTERIORE TAIL LAMP



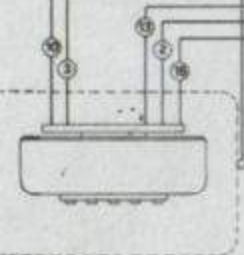
LUCE STOP 4V-21W  
BRAKE LIGHT 4V-21W

LUCE POSIZIONE 4V-3W  
TAIL LIGHT 4V-3W

INDICATORI POSTERIORI SX 4V-21W  
REAR INDICATOR L H 4V-21W



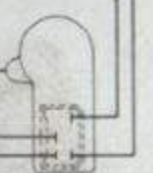
VOLANO ELETTRICO FLYWHEEL MAGNETO



MASSA-EARTH  
CARICA CONDENSATORE-CONDENSER CHARGING



CENTRALINA IGNITION MODULE



BATTERIA 4V 9A-  
BATTERY 4V 9A

