

ROYAL ENFIELD OWNER'S MANUAL



BS IV

FOREWORD

More Power, Love and Respect. The all-new Bullet 350 / Bullet 350-ES features a modern Unit Construction engine with 5 gears on the left. Easier to ride, more torque and no maintenance trouble.

This manual is designed to give you complete control over your motorcycle. It contains important information on efficient operation and maintenance. We've also included tips on riding safely, as well as suggestions to enhance your motorcycling experience.

Your safety is of prime concern to us and we urge you to be a responsible rider. Please select your riding gear carefully in accordance with your terrain, style and weather conditions. And ensure the same for your pillion rider as well. Respect the law of the land and ride safe.

Finally, we welcome you to the Royal Enfield community. You can locate your nearest club or sign up for the next big ride at www.royalenfield.com

The legend rides on.

NOTICE

All information in this manual is based on the latest product information available at the time of publication. Due to continuous improvements, there may be discrepancies between the information in this manual and your motorcycle. Royal Enfield reserves the right to make production changes at any time without prior notice and without incurring any obligation to make the same or similar changes to motorcycles previously built or sold.

All images shown are for reference to explain and need not to be exactly the same on the model you own. Technical specifications are subject to change without prior notice.

NOTE: BS IV
This motorcycle meets Emission Norms - Bharat (Trem) Stage - IV

"© Copyright 2017 Royal Enfield (A unit of Eicher Motors Ltd.). All Rights Reserved. No part of this manual shall be copied, distributed or otherwise dealt without the express permission in writing of Royal Enfield".

Contact Us:

Royal Enfield Support : 1800-2100-007
Email : support@royalenfield.com
Twitter : @RoyalEnfieldSupport
Web : www.royalenfield.com

Part No. 1040471/A / Qty.10,000 / Nov. '17

CONTENTS

Personal and Motorcycle Information	4	Long Trip Precautions	37
Technical Specifications	5	Washing Procedure	38
Recommended Lubricants	8	Storage Precautions	39
Safety Definitions	9	Trouble Shooting	40
Motorcycle Identification Numbers	10	Warranty Terms & Conditions	41
Location of Key Parts	11	Emission Warranty	43
Operation of Controls	14	EVAP	46
Pre-Operational Checks	17	Service Coupons	48
Safe & Happy Riding	18	Paid Service & Maintenance Record	67
Running in Period	19	Regional & Area Offices	69
Starting	20	Authorised Dealer Address	70
Gear Shifting, Riding & Stopping	21	Notes	96
Parking	22	Annexures	
Periodical Maintenance Chart	23	Motorcycle Installation Form	
Tools & First Aid kit	26	Pre-Delivery Inspection Report	
Minor Maintenance Tips	27	Motorcycle Installation Confirmation By Customer	

TECHNICAL SPECIFICATIONS

ENGINE

Engine Type	Single Cylinder 4 Stroke, Twinspark, Air cooled
Bore	70mm
Stroke	90mm
Swept volume	346cc
Compression ratio ..	8.5:1
Maximum Power	19.8 bhp @ 5250 rpm
Maximum Torque ..	28 Nm @ 4000 rpm
Idle RPM	1050+200
Starting	Kick Start (Bullet 350) E-Start (Bullet 350-ES)
Air filter element	Paper element
Lubrication	Wet sump
Engine oil capacity	2.75 litres (First Fill only) 2.30 to 2.50 litres (subsequent refills)
Engine oil grade	Royal Enfield 15W50 API SL Grade & above, (JASOMA2)
Fuel Supply	29mm, Constant Vacuum Carburetor
Cooling	Natural air flow

IGNITION SYSTEM

Ignition system	Digital Dual Spark Ignition, TCI System
Spark plug Electrode gap	WQR8DC : 0.80 to 0.90 mm UR6DC : 0.70 to 0.80 mm
Spark plug	WQR8DC M14 (Bosch) & UR6DC M10 (Bosch)

TRANSMISSION

Clutch	Wet multiplate (6 plates)
Primary drive	Duplex chain
Primary ratio	2.15 : 1
Gear box	Constant Mesh, 5 Speed
Gear Ratio	1 st 3.06:1 2 nd 2.01:1 3 rd 1.52:1 4 th 1.21:1 5 th 1:1
Final drive	15 Teeth (Sprocket)
Final Ratio	2.533:1
Drive Chain links	100 links

TECHNICAL SPECIFICATIONS

CHASSIS

Type	Single downtube, using engine as stressed member
Frame	Tubular
Suspension	
Front	Telescopic, 35mm forks, 130mm travel
Rear	Twin shock absorbers with 5 step adjustable preload, 80mm travel. (Gas charged shockabsorbers for Bu350-ES)
Brakes	
Front Drum	7" Twin lead internal expanding drum brake (Bullet 350)
Front Disc	280mm Disc, 2-Piston caliper (Bullet 350-ES)
Rear	153mm Drum, Single Lead Internal Expanding
Tyre size	
Front	3.25×19 4PR
Rear	3.25×19 4/6 PR

Tyre Pressure

Solo	
Front	20 psi/1.41 kg/cm ²
Rear	30 psi/2.11 kg/cm ²
With Pillion	
Front	22 psi/1.55 kg/cm ²
Rear	32 psi/2.25 kg/cm ²
Steering lock	In built
Fuel tank capacity .	13.5 litres approx. *

* The above values are approximate and the actual fuel filling capacity will vary from the values mentioned.

ELECTRICALS

Generation	Alternator
System : E-Start	12V - DC (III Phase)
Kick Start	12V - AC / DC (I Phase)
Battery : E-Start	12V - 8 Ah MF
Kick Start	12V - 5 Ah (I Phase)
Head lamp	12V, HS1-35/35W (Halogen)

TECHNICAL SPECIFICATIONS

Brake/Tail lamp	12V, P21/5W
Parking lamp	12V, 2W X 2 Nos.
Speedometer lamp	12V, 3.4W
Hi beam indicator .	12V, 2W
Neutral lamp tell tale	12V, 2W
Turn signal tell tale	12V, 2W
Turn signal	12V, R10W X 4 Nos.
Horn	12V, 2.5 Amp (Max.)
Starter Motor	12V, 0.70 KW (Bullet 350-ES)



WARNING

Using bulbs / other electrical gadgets other than specified rating may lead to over loading / erratic behaviour / premature failure of electrical system.

Modifications on the motorcycle which are not approved by Royal Enfield may not only disqualify for warranty, but also affects performance of the motorcycle.

- Values / Dimensions given above are for your guidance only.
- In view of continuous improvements being done on our products, the specifications are likely to change without prior notice.


DIMENSIONS

Length	2140 mm
Width	810 mm (Without Mirrors)
Height	1120 mm (Without Mirrors)
Wheel base	1370 mm
Ground clearance.	135 mm
Saddle Height	800 mm

WEIGHTS

Kerb weight (90% fuel&oil)	
E-Start	187 Kgs. (Bullet 350-ES)
Kick Start .	183 Kgs. (Bullet 350)
Max. Pay load	167 Kgs. (Bullet 350)
	163 Kgs. (Bullet 350-ES)

RECOMMENDED LUBRICANTS

Engine Oil	
Grade	Royal Enfield 15 W 50 API SL Engine Oil (JASOMA2) 
Capacity	2.75 Ltrs. (First Fill only) 2.30 to 2.50 Ltrs. (during oil & filter element replacement in periodical maintenance)

Front Fork Oil		Brake Fluid	
Grade	Royal Enfield Front Fork Oil (or 1F Grade Endurance)	Grade	DOT 3 or DOT 4
Capacity	195 ml/leg	Capacity	60ml

DO NOT Mix DOT 3 & DOT 4 brake fluid together.

CAUTION

Use of Wrong grade oil will reduce the life of the moving parts and seriously affect performance

NOTE

Recommendation subject to change without notice.

ISO 14001 Operation Control Process

As per the guidelines in the ISO 14001 Environmental Management System, customers are advised to carry out timely replacement of Engine, Front Fork and Brake oils, ONLY through a Royal Enfield Authorised Dealer / Service Center for the safe disposal of the used oils to prevent Environmental pollution.

In case the oils are replaced privately, it is advised to ensure the old/ removed oils are collected carefully and reached to a certified disposal agency, nearest to you to safely disposing the oils.

Similarly, hazardous wastes such as old/discarded Batteries, Tyres, Tubes, Cables, Gaskets, Oil filters etc. should also be disposed off carefully and properly only through a certified disposal agency.

SAFETY DEFINITIONS

The information given under the titles : Warning, Caution and Note are for your safety and for the care and safety to your motorcycle and others. Please read these carefully and if disregarded may result in injury to yourself or others and damages to the motorcycle.



WARNING

Indicates a potentially hazardous situation. Disregarding this message may result in injury to rider or other persons.

CAUTION

This message if disregarded may result in damage to the motorcycle.

NOTE

Indicates important and useful messages for clearer understanding.

All Images shown in subsequent pages are for reference to explain and need not to be exactly the same on the model you own.

MOTORCYCLE IDENTIFICATION NUMBERS

FRAME NUMBER

Punched on steering head tube right side.




ENGINE NUMBER

Punched on crankcase left top side.



LOCATION OF KEY PARTS




1. Horn Button
2. Turn Signal Switch
3. Clutch Lever Left
4. Head Lamp Dip Switch
5. Ignition Switch
6. Speedo Meter
7. Ammeter
8. Engine Kill Switch
9. Brake Lever Front
10. E-Start Switch (only for Bullet 350-ES)
11. Fuel Tank Cap
12. Rear View Mirrors

LOCATION OF KEY PARTS



1. Right Trafficator Rear
2. Air filter Box Right
3. Resonator Box
4. Carburetor
5. Pilot Lamp Right
6. Head Light
7. Number Plate Front
8. Right Trafficator Front
9. Steering lock
10. Brake Pedal
11. Kick Start Lever
12. Shockabsorber Rear

LOCATION OF KEY PARTS



1. Left Trafficator Front
2. Pilot Lamp Left
3. Fuel Tank
4. Fuel Tap
5. Battery Box Cover
6. Seat
7. Left Electricals & Tool Box
8. Left Trafficator Rear
9. Tail Lamp
10. Number Plate Rear
11. Canister
12. Side Stand
13. Center Stand
14. Gear Shift Lever
15. Horn

OPERATION OF CONTROLS

STEERING LOCK

- Turn Clockwise to lock
- Turn Anticlockwise to Unlock



FUEL TANK CAP

OPEN

- Turn Key Clockwise & lift the lid

CLOSE

- Gently press lid till it "click" into lock position.



CAUTION

- Please ensure fuel is filled till fuel tank mouth (A), Failure to do so will lead to canister damage.



FILTER / ELECTRICAL / BOXES

- Turn anti clockwise to open



BATTERY BOX

- Turn anti clockwise to open



IGNITION SWITCH

⊗ OFF ↻ ON



OPERATION OF CONTROLS

NOTE

- Key is common for ignition, petrol tank cap, steering lock, battery cover and tool boxes.
- Key can be removed only in locked position from fuel tank, Filter box, Electrical boxes locks in "OFF" position from Ignition switch.
- Turn handle bar to extreme left, before attempting to lock steering.

CAUTION


- Turn off ignition switch when engine is not in running condition. Failure to do so will discharge the battery due to continuous headlamp ON.

ENGINE STOP SWITCH

 Engine OFF  Engine ON



E-START SWITCH (BULLET 350-ES)

 Depress & hold till engine starts





HORN

 Press



DIMMER SWITCH

 High beam  Low beam



OPERATION OF CONTROLS

DAY FLASH

Press for Head Light Flash



TURN SIGNAL SWITCH

← Left turn signal ON

↑ OFF (Push to off)

→ Right turn signal ON



CHOKE

ON OFF



CAUTION

- Choke should be used only to start engine in cold climates (less than 20°C) or first time in the morning. Riding with the Choke "ON" will result in Engine Misfiring, Erratic behaviour, High fuel consumption, and increased Emission values.

FUEL TAP

↓ Main ON

← OFF

↑ Reserve ON



PRE OPERATIONAL CHECKS


CHECK FOR

1. Petrol level in the tank and leakage if any.
2. Smooth operation and free play in Front and Rear Brake levers.

Front Brake



Rear Brake



3. Free play and smoothness of all operating controls.
4. Free movement of steering.
5. Any cuts, cracks in the tyre and correct tyre pressure.

6. Operation of all electrical equipments.

7. Brake Fluid level is above the "MIN" mark in the master cylinder (Disc Brake models)



8. Engine Oil Level is between "MAX & MIN" Level.



NOTE

Start engine, run for 2 minutes before checking Engine Oil Level

SAFE & HAPPY RIDING

RIDING DRESS

- A proper riding apparel
- Proper Riding Boots
- Soft Leather Gloves
- Goggles or spectacles
- An ISI Certified helmet. (Affix light reflecting strips of stickers on the front and rear of the helmet for good visibility at night).

NOTE

A light coloured shirt enables greater visibility to other road users especially during nights.

CAUTION

Loose clothing may get caught on moving parts of the motorcycle.

SITTING POSTURE

Correct sitting posture is a must for stable and safe riding

- Sit Straight with your shoulders completely relaxed.
- Keep your elbows close to your body.
- Hold the handle grip close to its inner end.
- Slightly grip the fuel tank with the knees.
- Keep your toes in "straight ahead" direction.
- Before turning, look extensively in the rear view mirror, without turning your head.

BRAKING

- Use both front and rear brakes simultaneously for maximum braking efficiency.
- While riding on wet or bad road conditions use brakes cautiously.



WARNING

Applying any one of the brakes suddenly may cause the motorcycle to skid.

RUNNING IN PERIOD

The Royal Enfield Motorcycle as you would be experiencing, is capable of consistent high speeds. However as with any new motorcycle, a "RUNNING-IN" procedure is essential to help in proper "Bedding-In" of the various moving parts in your motorcycle and to achieve optimum performance subsequently.

1. During the first 2000 Kms of run, do not exceed the speed limits as shown in the table below.
2. Do not exceed maximum specified pay load.
3. Warm up the engine for a few minutes at idling speed to allow engine oil to lubricate all the moving parts in the engine before riding the motorcycle.
4. Avoid full throttle operation and do not ride at constant throttle continuously. Vary the speed by 10% while riding.
5. Avoid sudden accelerations and racing starts.

Gear \ Motorcycle Speed	First 500 kms.	501 - 2000 kms.
1	15 KMPH	20 KMPH
2	25 KMPH	30 KMPH
3	30 KMPH	40 KMPH
4	45 KMPH	55 KMPH
5	60 KMPH	70 KMPH



STARTING

- Ensure Gear is in Neutral position and the Neutral lamp is glowing in the speedometer. To shift into neutral, move the motorcycle back and forth gently, while simultaneously shifting the gear.

CAUTION

Do not attempt to shift gears without moving the motorcycle back and forth as it will damage the gears mechanism.

- Turn fuel tap to 'ON' "RESERVE" Position.
- Use choke if required in cold climatic conditions (below 20°C)
- Switch ON Ignition and the Stop Switch to "RUN" Position.



USING THE KICK START LEVER

- Slowly Crank Engine with the Kickstarter lever till a resistance is felt in the lever. Slightly crank slowly and further till the compression eases over.
- Release Kickstarter lever to enable it to come to its top resting position.
- Apply a powerful swinging Kick on the lever to start the engine. It may be necessary to open the throttle, very slightly, when starting on choke/first time in the morning.
- Release Choke if applied and allow Engine to run at idling speed for a few minutes.

USING ELECTRIC START (BULLET 350-ES)

- Depress and Hold the Clutch Lever.
- Press Starter Button and hold till Engine starts. Do not release the button before Engine starts.



GEAR SHIFTING, RIDING & STOPPING

NOTE

- Release the Starter button as soon as the Engine starts.
- If Engine does not start, wait for 30 seconds before pressing the starter switch.
- A Clutch switch is provided in the system for the safety of the rider. When the motorcycle is in gear, the motorcycle cannot be started. To start in gear depress the clutch lever and press Starter button to start engine.
- Warm up engine for 2 minutes.
- Depress clutch lever.
- Press gear pedal with toe to engage 1st gear.
- Gently open throttle and release clutch lever simultaneously. If clutch is released suddenly, the engine may stall and cause the motorcycle to move with a jerk.
- To shift to 2nd and higher gears close throttle, depress clutch lever and press the gear pedal with heel.



To stop the motorcycle, close throttle, apply front and rear brakes. Simultaneously, shift gears into neutral just before the motorcycle comes to a complete stop.

- Turn the ignition switch to 'OFF' position.
- Turn fuel tap 'OFF'



PARKING

PARKING MOTORCYCLE ON CENTER STAND

- Select a firm, flat surface.
- Hold handle bar straight.
- Lower center stand, and ensure that both the legs of the stand are resting evenly on firm ground.
- Apply pressure on the fulcrum lever on the center stand and pull motorcycle backwards, gently.



PARKING MOTORCYCLE ON SIDE STAND

- Select a firm, flat surface.
- Lower side stand and gently tilt motorcycle to the left till it rests firmly.



WARNING

Always park the motorcycle on a firm and flat surface. Parking in a soft ground may cause stand to sink and the motorcycle to fall, causing injury to you or to others and damage to the motorcycle parts.

PERIODICAL MAINTENANCE

The maintenance schedule detailed here will help you maintain your Bullet 350 / Bullet 350-ES Motorcycle meticulously and to get a long trouble free service. The schedule provided herein is based upon average riding conditions and indicates the Kms at which regular inspections, adjustments, replacements and lubrications are to be carried out. The frequency of the maintenance must be shortened depending upon the severity of the driving condition or if the motorcycle is used in a very dusty environment. Contact the nearest Royal Enfield Authorised Dealer / Service Center for expert advice and to carry out the required maintenance.

Sl. No.	DESCRIPTION	FREE SERVICE				PAID SERVICE						
		whichever is earlier										
	Kms (x 1000)	0.5	3	6	9	12	15	18	21	24	27	30
	Months	1.5	3	6	9	12	15	18	21	24	27	30
1	Engine Oil	R	I	R	I	R	I	R	I	R	I	R
		Check level at every 1000 Kms or earlier as required										
2	Engine oil filter element	R		R		R		R		R		R
3	Engine sump filter (oil strainer)	C		C		C		C		C		C
4	Magnetic drain plug under gear box and secondary drain plug under crankshaft in crankcase right	C		C		C		C		C		C
5	Spark plug - 2nos.	A	A	A	A	A	R	A	A	A	A	R
6	HT leads for crack	I	I	I	I	I	I	I	I	I	I	I
7	Air filter paper element	C	C	C	C	R	C	C	C	R	C	C

PERIODICAL MAINTENANCE

Sl. No.	DESCRIPTION	FREE SERVICE				PAID SERVICE							
		whichever is earlier											
	Kms (x 1000)	0.5	3	6	9	12	15	18	21	24	27	30	
	Months	1.5	3	6	9	12	15	18	21	24	27	30	
8	Carburetor*	*Clean, Inspect and Tune											
9	Fuel Filter in Fuel Tap	C		C		C		C		C		C	
10	Fuel hose / pipe	I	I	I	R	I	I	R	I	I	R	I	
11	Accelerator, TPS & carburetor cable play Adjustment	A	A	A	A	A	A	A	R	A	A	A	
12	Rubber hose, Air filter to Carburetor	I	I	I	I	R	I	I	I	R	I	I	
13	Rubber hose, Inlet manifold	I	I	I	I	R	I	I	I	R	I	I	
14	Inlet / Exhaust valve seating (compression test)					I						I	
15	Cylinder head (Combustion chamber)											D	
16	Clutch cable / Lever free play	Adjust every 1000 Kms or earlier as required											
17	Rear brake pedal pivot	L	L	L	L	L	L	L	L	L	L	L	
18	Battery terminals (apply petroleum jelly)	C	C	C	C	C	C	C	C	C	C	C	
19	Battery Electrolyte level (only for 12V 5 Ah batteries)	I	I	I	I	I	I	I	I	I	I	I	
20	Earth wire eyelet contact					I						I	
21	Rear Wheel Drive Chain	Lubricate & Adjust every 1000 Kms \ Clean, Lubricate & Adjust every 3000 Kms or earlier as required											

* Refer Service Manual for proper maintenance of the carburetor & its tuning procedure.

PERIODICAL MAINTENANCE

Sl. No.	DESCRIPTION	FREE SERVICE				PAID SERVICE							
		whichever is earlier											
	Kms (x 1000)	0.5	3	6	9	12	15	18	21	24	27	30	
	Months	1.5	3	6	9	12	15	18	21	24	27	30	
22	Front Fork oil / leak	I	I	I	R	I	I	R	I	I	R	I	
23	Hand levers & kick starter pivot	Lubricate every 1000 Kms or earlier as required											
24	Front / Rear brake play	Adjust every 1000 Kms or earlier as required											
25	Rear brake cam			L		L		L		L		L	
26	Steering ball races play	I	A	L	A	L	A	L	A	R	A	L	
27	Spokes tightness & Wheel rim run out front / rear	I		I		I		I		I		I	
28	Rear Wheel cush rubbers					I&R				I&R			
29	Swing Arm spacer & pivot bush			L		L		L		R		L	
30	Tyre wear pattern Front / Rear	I	I	I	I	I	I	I	I	I	I	I	
31	Disc Brake Oil Level Check	I	I	I	I	I	R	I	I	I	I	R	
32	Pivot-Side stand, Center stand, Pillion Foot Rest	L	L	L	L	L	L	L	L	L	L	L	
33	Front brake hose & Banjo Bolt	I	I	I	I	I	I	I	I	I	I	R	
34	Evaporative Emission Equipment rubber hoses	I	I	I	I	R	I	I	I	R	I	I	

A : Adjust C : Clean D : De-carbonise I : Inspect L : Lubricate R : Replace

NOTE

For Maintenance after 30,000 Kms, Please repeat the same frequency specified above, in consultation with a Royal Enfield Authorised Dealer / Service Center.


TOOLS & FIRST AID KIT

The tool kit is located in the left side Electrical box of the motorcycle.



S.No.	Description	Qty.
1.	Tool bag	1
2.	Screw driver O6 X 160	1
3.	Tommy bar with Allen key	1
4.	Tubular spanner	1
5.	Tool Spark plug	1
6.	Double end spanner 10 X 12	2

A first aid kit is provided with the motorcycle for any emergency requirements.



S.No.	Description	Qty.
1.	Antiseptic cream 5 gms	1
2.	Wash proof plaster 1.9 cm x 7.2 cm	2
3.	Gauze bandage 5 cm x 2 cm	1
4.	Sterilized Gauze Swab 5 cm x 5 cm	2
5.	Sterilized elastic plaster 7 cm x 6 cm	1
6.	Elastic Gauze bandage 8 cm x 1 mtr.	1
7.	First aid kit pouch	1

* Please familiarise yourself with the minor maintenance of the motorcycle before attempting to carry out the same.

MINOR MAINTENANCE TIPS

The following simple maintenance activities will help in maintaining your motorcycle. However for an elaborate maintenance, we recommend you to get in touch with a Royal Enfield Authorised Dealer/Service Center.

CONTROL CABLES

Lubricate after water washing motorcycle or if used during rainy conditions.

HAND LEVER PIVOTS

Wipe the area free of dirt / grease.

Apply a few drops of oil on the pivots.



CENTER / SIDE STAND PIVOTS

Apply a few drops of oil on the pivots after cleaning the area of dirt.



DRIVE CHAIN

Clean the drive chain carefully. Apply chain lubricant while simultaneously rotating the rear wheel. Wipe off the excess lubricant.

OIL LEVEL INSPECTION

- Place motorcycle on its center stand on a firm surface.
- Warm up engine for a few minutes & switch off before checking oil level.
- The level is correct if the oil level is in the middle of the oil level window.
- Top up only with recommended Engine oil



CAUTION

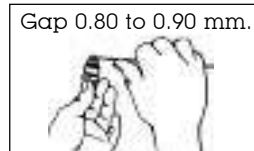
Use of wrong grade or spurious oil can seriously affect motorcycle performance & damage to moving parts.

MINOR MAINTENANCE TIPS

SPARK PLUG

CLEANING AND ADJUSTING PLUG GAP

- Two spark plugs are provided in your motorcycle.
- Remove spark plug using the plug spanner and tommy bar.
- Clean the insulator tip and electrodes of the plug carefully.
- Check and set the electrode gap between 0.80 to 0.90 mm.



- Refit the spark plug on the cylinder head.

INSPECTION OF TYRES AND WHEELS

- Inspect the tyres periodically for tread wear, cracks and cuts.

Minimum tread depth :	
Front tyre : 1mm	Rear tyre : 2 mm

- Check and remove stone, splinters, nails or other particles embedded in the tyre treads.
- Periodically inspect wheels for spokes breakage and wheel rim run out.
- Check proper seating of the tyre beading on the rim whenever the tyre is reassembled.
- Use only recommended tyres & tubes, inflated to correct air pressure.

	Front	Rear
Solo	1.41 kg/cm ² (20 PSI)	2.21 kg/cm ² (30 PSI)
With Pillion	1.55 kg/cm ² (22 PSI)	2.20kg/cm ² (32 PSI)

MINOR MAINTENANCE TIPS

FRONT WHEEL REMOVAL (BULLET 350)

- Place motorcycle on center stand, on a firm flat surface. Place a wooden block below the front end of the engine to support the motorcycle so that the front wheel is off the ground.
- Disconnect speedo cable and front brake cable on the right and left sides of the wheel respectively.
- Loosen the 4 lug cap nuts and remove along with washers. Gently tap the lug caps and remove from the fork ends.
- Tilt the motorcycle to right side and take out the wheel.



FRONT WHEEL REASSEMBLY (BULLET 350)

- Position the front wheel in the two fork legs such that the brake assembly is to the left side of the motorcycle and speedo drive is to the right side of the motorcycle.

- Ensure the locator on the left fork leg, slides into the brake cover plate slot speedo hub properly. Place the fork lug caps in position such that the machined faces are inside and tighten with washer and nuts evenly.
- Reconnect speedo cable and front brake cable. Ensure wheel rotates freely and adjust front brake cable.
- Check speedometer working by rotating wheel.

FRONT WHEEL REMOVAL (BULLET 350-ES)

- Disconnect speedo cable.
- Loosen the pinch bolt on the right fork guide.
- Remove the axle nut along with washer.



MINOR MAINTENANCE TIPS

- Tap and remove the front wheel spindle from the right side.
- Tilt the motorcycle to right side and take out the wheel along with speedo drive and right side spacer.
- Take out Speedo drive and bush on the right side.
- Place a 4 mm thick wooden piece or cardboard sheet between the brake pads to avoid brake pads getting locked.

CAUTION

Do not press the front brake lever when wheel is removed as this will result in brake pads getting locked.

FRONT WHEEL REASSEMBLY (BULLET 350-ES)

- Remove the wooden piece / card board sheet placed between the brake pads.
- Place the speedo drive bush in position and place speedo drive over it.

- Insert the wheel along with speedo drive and right spacer between the front fork ends ensuring that the brake disc is located between the brake pads.
- Insert and tap the front wheel axle gently inside.
- Refit the washer and tighten the nut firmly.

NOTE

Ensure that the speedo drive is correctly located such that the cable can be connected without difficulty.

- Tighten the pinch bolt on the right fork guide.
- Rotate the wheel and check for smooth rotation.
- Connect the speedo cable to speedo drive and check for proper working of speedo meter.



MINOR MAINTENANCE TIPS

REAR WHEEL REMOVAL

- Place motorcycle on center stand on a firm and flat surface.
- Mark the position of the chain adjuster butting with the stopper on the Left side of the swing arm fork.
- Hold the axle firmly and remove the nut on the right side
- Pull out the axle from the left side along with the chain adjuster, taking care not to drop the wheel collar and the spacers on the left side.
- Tilt the motorcycle slightly to the right and pull out the rear wheel from the sprocket lugs.



- Slide the wheel in position between the swing arms and locate the cush rubber in the sprocket lugs correctly such that the wheel is positioned straight
- Hold the wheel collar and spacer in place between the wheel hub and the left side swing arm fork and slide the wheel axle with the chain adjuster fully and firmly through the collar, spacer and rear wheel.
- Locate the chain adjuster in the marked position against the stopper in the swing arm.
- Hold the axle firmly from the left and tighten the nut fully on the axle on the right.



REAR WHEEL REASSEMBLY

- Ensure the 4 cush rubbers are seated properly in the rear wheel hub in their locations.

CAUTION

- Never hammer the wheel axle thro the spacer and rear wheel to prevent damage to its threads. Guide it into the wheel gently.

MINOR MAINTENANCE TIPS

REAR BRAKE PEDAL HEIGHT

- Loosen the lock nut
- Turn in or out the pedal stop pin till the brake pedal and front foot rest are in the same height as shown in fig.
- Tighten the lock nut
- Check for free rotation of rear wheel.



REAR BRAKE

- Turn in or out the adjuster nut at the brake rod end.
- The recommended brake pedal travel is 20 to 30 mm.
- Check that the brake is not binding and the rear wheel rotates freely.



DRIVE CHAIN TENSION (Free Play 25-30mm)

- Loosen axle nut, spindle nut, anchor nut and brake rod nut.
- Turn the adjuster cams on both sides, till 25 to 30 mm slackness is achieved.
- Check and ensure that the number of notches from the punch mark on the cam to the notch resting on the pin are equal on both sides.
- Apply brake and tighten all nuts.




MINOR MAINTENANCE TIPS

BATTERY & MAINTENANCE

- The motorcycle is provided with 12V - 8 Ah MF (for Bullet 350-ES) and 12V - 5 Ah (for Bullet 350)
- Periodically check the Battery for
 - Cleanliness and corrosion free terminals.

For 12V 5Ah Batteries: Periodically check Electrolyte level in each cell and top up with distilled water if required



REMOVAL OF BATTERY FROM THE MOTORCYCLE

- Insert the key into the battery cover lock, turn anticlockwise and hold.
- Remove the battery cover outwards while releasing the cover from the lock peg on top.



- Disconnect both the terminal wires. (positive and negative)
- Remove the rubber straps and take out the Battery



ASSEMBLY OF BATTERY ON MOTORCYCLE

- Locate the battery in the carrier.
- Secure the battery to the carrier with the rubber strap.
- Connect the -VE and +VE terminals to the respective cables and smear petroleum Jelly on the terminals.
- Position the battery cover over the lugs on top and close the cover.
- Turn the key anticlockwise and push the lock into the locator and turn the key clockwise such that the cover is locked in position.
- Release Key and remove from the lock.

CAUTION

- Do not use battery with low charge as the battery internals will get damaged.

MINOR MAINTENANCE TIPS

For 12V 5Ah Batteries:

- Do not overfill the battery electrolyte as it will spill out through the over flow pipe and cause corrosion to motorcycle parts.
- Clean the wire terminals free of corrosion and keep the terminals coated with petroleum jelly.

CHANGING ELECTRICAL COMPONENTS

HEADLAMP BULB REPLACEMENT

- Loosen the rim holding screw on top and take out the head light reflector.
- Disconnect the wiring coupler over the bulb.
- Remove the rubber grommet from the bulb.
- Press the clip by thumb to release the free end from bulb holder.
- Pull out the bulb.



ASSEMBLING THE HEAD LAMP BULB

1. Refix the new halogen bulb into reflector unit of the headlamp.
2. Gently press the bulb holding clip and lock the free end in its slot.
3. Fit the rubber grommet.
4. Connect the electrical connections carefully & assemble the headlamp in the reverse order of dismantling.



CAUTION

Never touch the bulb with your fingers, Finger prints will etch the glass and decrease bulb life. Always hold the bulb with paper or clean dry cloth during handling.



MINOR MAINTENANCE TIPS

TAIL LAMP BULB

- Remove the tail lamp cover screws and cover.
- Press bulb gently and turn anticlockwise to pull out the bulb.
- Replace bulb and assemble in the reverse order.



TRAFFICATOR BULB

- Remove the screws & take out trafficator glass cover.
- Press bulb gently & Turn anticlockwise to take out the bulb.
- Position the new bulb inside holder, ensuring that the pins in the bulb, match with the slots in the holder.
- Gently press the bulb and turn clockwise to lock the bulb in the holder.
- Refit the trafficator glass and screws, ensuring the lens slot / cut mark is at the bottom.



FUSE & CARRIER BULLET 350/BULLET 350-ES

- Open the left side Electrical box.



- The tail light fuse carrier is located on the main wiring harness (10 amps glass tubular fuse).

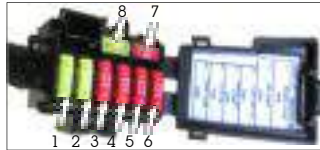


- The blade fuses are located in the carrier and differently coloured for identification.



MINOR MAINTENANCE TIPS

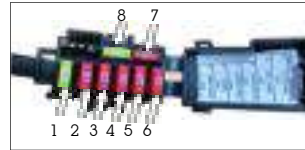
BULLET 350 - KS



BLADE FUSE USAGE LIST

Fuse ID Number	Colour	Rating	Remarks
1	Light Green	20 A	Main Fuse
2	Light Green	20 A	RR unit Fuse
3	Red	10 A	Ignition TCI Fuse
4	Red	10 A	Signalling Horn Fuse
5	Red	10 A	Lighting Fuse
6	Red	10 A	Headlamp Fuse
7	Red	10 A	Spare Fuse
8	Light Green	20 A	Spare Fuse

BULLET 350 - ES



BLADE FUSE USAGE LIST

Fuse ID Number	Colour	Rating	Remarks
1	Light Green	20 A	Charging Fuse
2	Red	10 A	Tail lamp Fuse
3	Red	10 A	Ignition TCI Fuse
4	Red	10 A	Signalling Fuse
5	Red	10 A	Horn Fuse
6	Red	10 A	Headlamp
7	Red	10 A	Spare Fuse
8	Light Green	20 A	Spare Fuse

LONG TRIP PRECAUTIONS

Checks prior to the commencement of long journey

- Service the motorcycle at a Royal Enfield Authorised Dealer / Service Center.
- Ensure sufficient quantity of petrol in the fuel tank for the journey planned.
- Check and correct tyre pressure if necessary.

Checks after every 1500 kms of run

- Any loose fasteners.
- Condition of the tyres.
- Electrolyte level in the battery (Only for 12V 5Ah batteries).
- Correct oil level in engine.
- Working of all lights and horn.
- Proper drive chain tension.

Items to be carried

- Tool kit
- First aid kit.
- Bulbs for Headlight, Trafficator light, Rear Tail Lamp and Fuse.
- Accelerator, Clutch and Front brake cables. (Incase of Drum brake models)
- Rear chain master link lock assembly.
- Insulation tape.
- Spark plug, Spark plug cap, Fuel hose.

WASHING PROCEDURE

PRECAUTIONS

- Wash motorcycle when the engine is cold.
- Cover the silencer, tail pipe, carburetor, horn and control switches with suitable plastic bags and tie it firmly to prevent water entry.
- Remove ignition key and seal key hole using adhesive tape.
- Brush engine area with a solvent to remove dirt or grease.
- Use low pressure jet of water to clean.
- Never spray water with great force on head lamp, speedometer, flasher lights, front and rear wheel hubs, electrical connections and wires, control cables, carburetor, spark plug, battery etc.
- Do not apply any corrosive solvent on painted surfaces or rubber parts.
- Use luke warm water and mild detergent on the painted components to remove dirt, etc.

- Rinse motorcycle thoroughly with plain water to remove the detergent.
- If possible, use compressed air and blow off water particles from the obscure areas of the motorcycle, electrical connections etc.

AFTER WASHING

- Ensure, the motorcycle is thoroughly dry by wiping with a clean soft absorbent cloth or chamois leather.
- Remove all plastic bags and adhesive tapes.
- Lubricate control cables, pivot and rear chain with lube oil
- Polish the painted and plated surfaces using polishing wax.
- Start engine and allow to run at idling speed for a few minutes to warm up engine.
- Drive the motorcycle slowly, applying both brakes intermittently to dry up the water in the brake shoes.

STORAGE PRECAUTIONS

Incase your Motorcycle is not going to be used for a month or more, the following precautions should be taken.

- Get the motorcycle service through a Royal Enfield Authorised Dealer / Service Center.
- Drain fuel tank, fuel line and carburetor.
- Keep the fuel tap in closed position and spray engine oil inside the fuel tank to prevent rusting.
- Remove spark plug. Pour in about 25ml of clean engine oil through spark plug hole. Close the hole and crank engine several times and refit spark plug.
- Clean rear chain thoroughly and apply a thin film of lub oil.
- Remove battery from the motorcycle. Clean the terminals free of corrosion and apply petroleum jelly to terminals.
- Maintain electrolyte level between "max" or "min" mark, by adding distilled water and wipe the battery dry (Only for 12V 5Ah batteries).
- Store the battery in a cool, dry and well ventilated place.
- Cover the silencer with plastic bags to prevent moisture entry. Set the motorcycle on its center stand.
- Apply anti rust solutions on all plated parts. Take care not to apply this solution on rubber or painted parts.
- Store motorcycle in a clean covered area free - of moisture and dust.
- For re-use after storage, it is preferable to get the motorcycle prepared through a Royal Enfield Authorised Dealer / Service Center to ensure the motorcycle is restored to its peak operating conditions.

TROUBLE SHOOTING

We have listed below a few basic checks in case your motorcycle is not functioning. If in case the problem is not rectified after these checks, it is necessary to get the motorcycle checked by a Royal Enfield Authorised Dealer/Service Center to rectify the problem and to ensure trouble free performance.

Symptom	Observations	Check for / Remedy
Engine Does not start	1. Ignition/Engine stop switch is in "OFF" position	Switch "ON" Ignition / Engine stop switch
	2. Very low / No fuel in the fuel tank.	Turn fuel tap to reserve position / Fill Fuel
	3. Lights / horn very dim	Weak/Discharged battery. Replace Battery
	4. Electricals not working	1. Battery completely dead. Replace battery 2. Fuse Blown. Replace appropriate fuse. Note: If fuse blows again, contact Authorised Service Center.
	5. Engine Cranking but not starting	Spark plug Cap/wire disconnected. Reconnect.
Engine Starts BUT shuts off immediately	Engine shuts off as soon as throttle is closed.	Idling RPM setting in Carburetor is disturbed. Reset the Idling RPM screw in Carburetor. Carburetor Flooded. Shut off fuel tap, gently tap Carburetor bottom and reopen fuel tap. Check if flooding has stopped.
Engine Misfires & Runs Erratically/ Stops	1. Typically happens after a Refill / Adulterated / Water in Fuel	Drain out entire fuel and Refill with fresh fuel from a reputed filling station.
	2. Motorcycle driven in Low gear / High RPM / Crowded places for long time.	Excessive Engine temperature. Switch OFF Engine and allow to cool down.
Poor Pickup	Engine RPM raises improporionately to motorcycle speed.	Clutch is Slipping. Check for sticky clutch/ clutch not having any free play.
	Rear Chain excessively loose causing chain to slip on Sprocket.	Adjust Rear chain to correct tension.

WARRANTY TERMS & CONDITIONS

Royal Enfield Motorcycles are manufactured by following best Quality practices in respect of the material and workmanship.

Royal Enfield (RE) warrants its motorcycle to be free from manufacturing and material defect under normal use subject to following conditions.

1. RE will replace or repair defective part(s) at their Dealerships and Authorised Service Center, free of charge within a period of 2 years / 30,000 kms from the date of sale, whichever is earlier.
2. In order to avail warranty benefits by second or subsequent owner, the second/subsequent owner should inform the nearest Royal Enfield Service Center about the purchase of the bike and shall fill in the requisite details in the form as requested by Royal Enfield.
3. The warranty shall be applicable only if all the 4 free services & 5 paid services are availed in the respective period/kilometer ranges as per the schedule in the owner's manual from RE Authorised Dealer / Service Center.
4. During the warranty period, RE's obligations shall be limited to repairing/replacing part(s) of the motorcycle for free, only if the part(s), on examination is deemed to have a manufacturing defect. Defective part(s) which have been replaced will become the sole property of RE.
5. Cost of oil, oil filter and fuel are chargeable to the customer.
6. Claims on proprietary items like tyres, tubes, spark plug, battery etc. should be taken up with the respective manufacturer or their authorised agents in the area directly by the customer. RE shall not be liable in any manner to replace them through their dealers. RE will, however, provide assistance in preferring such claims on the respective manufacturer.
7. Warranty shall not apply to:
 - (a) Normal ageing, deterioration or rusting of plated parts, paints coat, rubber parts, soft items, glass items, plastic parts etc.

WARRANTY TERMS & CONDITIONS

- (b) Components like fuel filter, oil filter, Air filter paper element, control cables, brake shoes / brake pads, clutch plates, drive chain & sprocket kit, Steering ball races, Electrical equipment, wiring harness etc., which are subjected to normal wear and tear.
 - (c) Failures occurred due to use of non recommended grade lubricants, fuel or improper level.
 - (d) Damages due to use of non-genuine parts, lack of proper maintenance, incorrect riding habits.
 - (e) Parts damaged due to accidents, collision, abuse etc.
 - (f) Irregularities not recognised as affecting the quality or function of the motorcycle such as slight vibration, oil leakage, blue discoloration of exhaust bent pipe/silencer/soft or hard shockabsorber etc.
 - (g) Defects arising from fitment of unauthorised or additional electrical loads.
 - (h) Motorcycle serviced or repaired at unauthorised service centers.
 - (i) Motorcycle used for competitions / racing / Stage Rallying etc.
 - (j) Electrical component like bulbs, fuses etc. and electronic components failure due to repairs by arc welding.
 - (k) Normal maintenance operations like adjustment of brakes, cleaning fuel system, engine tune-up and other such adjustments.
 - (l) Oxidization of buffed/painted/powder coated items etc.
8. RE reserves the right to finally decide on all warranty claims.
9. RE reserves the right to make changes in design of the motorcycle without any obligation to install these changes on previously supplied motorcycles.

EMISSION WARRANTY

In compliance with the provisions of Rule 115(2) of the Central Motor Motorcycle Rules, 1989, Royal Enfield certifies that the following warranty is applicable to those components liable to affect the emission of the gaseous pollutants in its range of motorcycles, in normal use to which it may be subjected to.

This emission warranty comes into force from 01st July 2001 and is valid for a period of 30,000 Kms. or 36 months, whichever occurs earlier, from the date of sale to the first customer and is in addition to and parallel to the warranty policy, conditions and obligations laid down in the Owner's Manual.

Royal Enfield further warrants that if on examination by its Authorised Dealer / Service Center, the motorcycle fails to meet the specified emission standards, then the Authorised Dealer / Service Center shall take necessary corrective measures and shall at its sole discretion, repair or replace free of charge such components of the emission control system to meet the required emission standards.

The method/s of examination to determine the warranty conditions of the emission warranty related components will be at the sole discretion of Royal Enfield and / or our Authorised Dealer / Service Center and results of such examination will be final and binding. If on examination the warranty conditions of the part/s is/are not established, Royal Enfield will have the right to charge all, or part of the cost of such examination to the customer in addition to the cost of the components.

In case of acceptance of the component/s under Emission warranty, Royal Enfield will replace free of charge, the component/s as required. However, the consumables like fuel, lubricants, solvents, etc shall be chargeable to the customer as per actuals.

In case any of the components covered under emission warranty or the associated parts, are not independently replaceable, Royal Enfield will have the sole discretion to replace either the entire assembly or parts of the assembly, through suitable repairs.

Royal Enfield reserves the right to carry out necessary consequential repairs to the motorcycle or replace any part, in addition to the repair or replacement of the components covered under emission warranty, to establish compliance to in-use emission standards. Such repairs / replacements will be chargeable to the customer.

All parts removed for replacement under warranty will become the property of Royal Enfield.

Royal Enfield will not be responsible for the cost of transportation of the motorcycle to the nearest Authorised Dealer / Service Center OR for any loss due to non availability of the motorcycle during the period of examination and repairs by Royal Enfield and / or their Authorised Dealer / Service Center.

EMISSION WARRANTY

Royal Enfield will not be responsible for any penalties that may be charged by statutory authorities on account of failure to comply with the in-use emission standards.

That cost/s incurred to check emission of the motorcycle will have to be borne by the customer.

Emission warranty will be applicable irrespective of the change of ownership of the motorcycle provided all the conditions as laid down in this document are met from the date of original sale of the motorcycle.

THE WARRANTY SHALL APPLY IF THE CUSTOMER

- Observes all the important instructions and any other precautions listed in the owner's manual.
 - Under all circumstances uses lubricants and fuel as recommended by Royal Enfield.
 - Regularly obtains and carries out maintenance in accordance with Royal Enfield guidelines and enters the details in the Log book.
 - Immediately approaches the nearest RE Authorised Dealer / Service Center upon discovery of failure to comply with the IN-USE emission standard inspite of having maintained and used the motorcycle in accordance with the instructions in the owner's manual and having carried out such repairs and adjustments as may be required with a view to establish such compliance.
 - Produces the 'Pollution Under Control' certificate valid for the period immediately preceding the test during which the failure is discovered, the test having been carried out either for obtaining a new certificate or pursuant upon being directed by an officer as referred to in sub rule (2) of rule 116 of the Central Motor Vehicles Rules (CMVR).
 - Produces the owner's manual and Log book for verification details.
 - Produces receipts covering maintenance of the motorcycle as specified in the owner's manual from the date of original purchase of the motorcycle.
 - Produces valid certificate of Insurance and R T O Registration Certificate (R.C. Book).
-

THE EMISSION WARRANTY SHALL NOT APPLY IF

- A valid "Pollution under control" certificate is not produced.
- The motorcycle is not serviced by RE Authorised Dealer/Service Center as per the service schedule described in the maintenance chart.
- The motorcycle has been subjected to abnormal use, abuse, neglect and improper maintenance or has met with an accident.

EMISSION WARRANTY

- Replacement parts not specified and approved by Royal Enfield have been used.
- The motorcycle, or parts thereof, has been altered, tampered with or modified or replaced in an unauthorised manner.
- The odometer is not functioning or the odometer and / or its reading has been changed / tampered with, so that the actual distance covered cannot be readily determined.
- The motorcycle has been used for competitions, races, and rallies or for the purpose of establishing records.
- On examination by Royal Enfield or its Authorised Dealer / Service Center, if the motorcycle shows that any of the conditions stipulated in the Owner's manual with regard to use and maintenance have been violated.
- The motorcycle has been run on adulterated / leaded fuel or lubricant other than those specified by Royal Enfield in the Owner's manual or any other document given to the customer at the time of sale of the motorcycle.
- The emission related components are tampered with.
- All service and parts related bills and vouchers incurred during the tenure of the emission warranty is not produced.
- All maintenance activities carried out on the motorcycle during the tenure of the emission warranty is not entered in the log book.

TIPS TO BE ON THE RIGHT SIDE OF LAW

- Always get your motorcycle checked to meet the emission regulations through an authorised emission checking center.
- Always carry a valid 'Pollution Under Control' certificate with you at all times during the validity of the emission warranty (30,000 Kms / 3 years from the date of first sale)

TIPS TO REDUCE POLLUTION

- Ensure that the periodical maintenance is carried out as stipulated in the owner's manual through a Royal Enfield Authorised Dealer / Service Center.
- Use only Unleaded petrol (> 87 octane) from reputed fuel pumps.
- Ensure the fuel used is not adulterated.
- Use correct spark plug as recommended in the owner's manual.
- Use lubricants as per recommendations given on grade / brand in the owner's manual.

EVAPORATIVE EMISSION CONTROL SYSTEM WARRANTY

The following warranty applies to the evaporative emission control system.

Royal Enfield Motors warrants the first owner and each subsequent owner, that this motorcycle is designed and built so as to conform, at the time of sale, with applicable regulations specified by the evaporative emission control system related parts fitted to this motorcycle are free from defects in materials and workmanship which may cause this motorcycle not to meet applicable regulations period of 24 Months from the date of first use of the motorcycle.

The Warranty period shall begin either on the date the motorcycle is delivered to the first retail purchaser OR from the first date the motorcycle is used as a demonstrator OR as a display and/or trial motorcycle.

THE FOLLOWING ARE NOT COVERED BY THE EVAPORATIVE EMISSION CONTROL SYSTEM WARRANTY:

1. Failures which may arise as a result of misuse, alterations, accidents OR non performance of routine maintenance, as specified in the Owner's Manual.
2. Replacing OR removing OR modifying any portion of the EVAPORATIVE EMISSION CONTROL SYSTEM (consisting of Fuel tank, fuel tank cap, Canister, purge valve, throttle body, vapor hoses, fuel hoses and hose connectors) with parts not certified to be genuine.

EVAPORATIVE EMISSION CONTROL SYSTEM WARRANTY

3. Loss of time, inconvenience, loss of motorcycle use or any other consequential loss or damages.
4. Any motorcycle in which the Odometer has been tampered with, OR the Speedo cable has been disconnected for any reason OR is broken and not replaced immediately, due to which the exact distance covered cannot be determined.
5. Normal ageing of parts such as fuel hoses, vapor hoses, gaskets & rubber components.

RECOMMENDATIONS FOR REQUIRED MAINTENANCE:

IT IS RECOMMENDED THAT THE ROUTINE MAINTENANCE OF THE MOTORCYCLE BE CARRIED OUT AT SPECIFIED INTERVALS AND ANY MAINTENANCE TO THE EVAPORATIVE EMISSION CONTROL SYSTEMS SHOULD BE PERFORMED ONLY BY AN AUTHORISED ROYAL ENFIELD SERVICE DEALER AND USING ONLY GENUINE ROYAL ENFIELD SPARE PARTS.

SERVICE COUPONS

It is our endeavour to provide excellent service to your Royal Enfield Motorcycle at all times. Towards this we provide initial 4 free services & 5 paid services at specific intervals.

Please avail these services at the specified time, in any of the Royal Enfield Authorised Dealer / Service Center nearest to you and as a token of satisfactory service, kindly return the service coupons duly filled in and signed, to the service outlet.

Availing all the services in the specified time is a prerequisite to warranty consideration.

The cost of fuel, oil, oil filter element, grease and consumables used during services is chargeable to the customer.

Please ensure the details of the periodic service is filled in the manual for future reference.

1ST FREE SERVICE

1st Free Service

500 Kms
or
45+8 days
whichever is
earlier from the
date of sale

Enter the Details in
Free Service
Record

(Cost of oil,
oil filter element
and other
consumables
used are
chargeable to
the customer)

500 KMS or 45+8 DAYS WHICHEVER IS EARLIER FROM DATE OF SALE

Customer Name : _____

Dealer Code :

Address :

Frame No:

Regn. No:

Engine No:

Sale Date:

Motorcycle Installation Form No.

Serviced Date:

ODO Reading :

Serviced by (Dealer's/ASC Name &
Address)

Sold by (Dealer's Name & Address)

Received the above motorcycle after the service having been done to my entire satisfaction.

Customer's Signature :

Date :

Contact Phone / Mobile No.:

1ST FREE SERVICE ACTIVITIES

1	Water wash the motorcycle and dry it with a clean cloth	
2	Battery Electrolyte	Check level & top-up, if necessary
3	Battery terminals	Clean and apply petroleum jelly
4	Rear Drive chain free play	Check, clean, lubricate & adjust
5	Rear brake pedal pivot	Lubricate
6	Front & Rear brakes (Drum)	Check & Adjust play
7	Wheel rims front & rear	Check spokes tightness / run out
8	Front fork	Inspect for oil leakage
9	Air filter element	Clean
10	Spark plugs (2 Nos.)	Check, clean & adjust gap
11	H.T. Leads	Inspect for cracks
12	Carburetor	Clean, inspect & tune
13	Fuel filter in Fuel tap	Clean
14	Fuel pipe	Inspect for cracks
15	Rubber hose, Air filter to carburetor	Inspect for cracks
16	Rubber hose, inlet manifold	Inspect for cracks
17	Rubber hose, Evaporative Emission Equipment	Inspect for Cracks
18	Accelerator, Carburetor / TPS cable	Check & Adjust play
19	Clutch cable / Lever free play	Adjust play
20	Engine oil sump strainer, magnetic drain plug	Clean
21	Engine oil	Replace
22	Engine oil filter element	Replace
23	Hand levers & kick starter pivot	Lubricate
24	Pivot-Side stand, Center stand, Pillion Foot Rest	Lubricate
25	Front Disc Brake (Bullet 350-ES)	Check & top up brake fluid level

CUSTOMER COPY

Job Card No:

Date :

Odo Reading :

Name of Dealer/
ASC with Code:

.....

.....

ASC / Dealer's
Stamp & Signature

2ND FREE SERVICE

2nd Free Service

3000 Kms
or
90+15 days
whichever is
earlier from the
date of sale

Enter the Details in
Free Service
Record

(Cost of oil,
oil filter element
and other
consumables
used are
chargeable to
the customer)

3000 KMS or 90+15 DAYS WHICHEVER IS EARLIER FROM DATE OF SALE

Customer Name : _____

Dealer Code :

Address :

Frame No:

Regn. No:

Engine No:

Sale Date:

Motorcycle Installation Form No.

Serviced Date:

ODO Reading :

Serviced by (Dealer's/ASC Name &
Address)

Sold by (Dealer's Name & Address)

Received the above motorcycle after the service having been done to my entire satisfaction.

Customer's Signature :

Date :

Contact Phone / Mobile No.:

2ND FREE SERVICE ACTIVITIES

1	Water wash the motorcycle and dry it with a clean cloth	
2	Battery Electrolyte	Check level & top-up if necessary
3	Battery terminals	Clean and apply petroleum jelly
4	Rear Drive chain free play	Check, clean, lubricate & adjust
5	Rear brake pedal pivot	Lubricate
6	Front & Rear brakes (Drum)	Check & Adjust play
7	Tyre front & rear	Check wear pattern
8	Front fork	Inspect for oil leakage
9	Air filter element	Clean
10	Spark plugs (2 Nos.)	Check, clean & adjust gap
11	H.T. Leads	Inspect for cracks
12	Carburetor	Clean, inspect & tune
13	Fuel pipe	Inspect for cracks
14	Rubber hose, Air filter to carburetor	Inspect for cracks
15	Rubber hose, inlet manifold	Inspect for cracks
16	Rubber hose, Evaporative Emission Equipment	Inspect for Cracks
17	Accelerator, Carburetor / TPS cable	Check & adjust play
18	Clutch cable / Lever free play	Adjust play
19	Steering free play	Check & Adjust
20	Engine oil	Check level & top-up
21	Hand levers & kick starter pivot	Lubricate
22	Pivot-Side stand, Center stand, Pillion Foot Rest	Lubricate
23	Front Disc Brake (Bullet 350-ES)	Check & top up brake fluid level

CUSTOMER COPY

Job Card No:

--	--	--	--	--	--	--	--

Date :

--	--	--	--	--	--	--	--

Odo Reading :

--	--	--	--	--	--	--	--

Name of Dealer/
ASC with Code:

.....

.....

ASC / Dealer's
Stamp & Signature

3RD FREE SERVICE

3rd Free Service

6000 Kms
or
180+15 days
whichever is
earlier from the
date of sale

Enter the Details in
Free Service
Record

(Cost of oil,
oil filter element
and other
consumables
used are
chargeable to
the customer)

6000 KMS or 180+15 DAYS WHICHEVER IS EARLIER FROM DATE OF SALE

Customer Name : _____

Dealer Code :

Address :

Frame No:

Regn. No:

Engine No:

Sale Date:

Motorcycle Installation Form No.

Serviced Date:

ODO Reading :

Serviced by (Dealer's/ASC Name &
Address)

Sold by (Dealer's Name & Address)

Received the above motorcycle after the service having been done to my entire satisfaction.

Customer's Signature :

Date :

Contact Phone / Mobile No.:

3RD FREE SERVICE ACTIVITIES

1	Water wash the motorcycle and dry it with a clean cloth	
2	Battery Electrolyte	Check level & top-up if necessary
3	Battery terminals	Clean and apply petroleum jelly
4	Rear Drive chain free play	Check, clean, lubricate & adjust
5	Rear brake pedal pivot	Lubricate
6	Rear brake cam	Cam clean, lubricate & Adjust play
7	Front & Rear brakes (Drum)	Check & Adjust play
8	Wheel rims front & rear	Check spokes tightness / run out
9	Tyres front & rear	Check wear pattern
10	Air filter element	Clean
11	Spark plugs (2 Nos.)	Check, clean & adjust gap
12	H.T. Leads	Inspect for cracks
13	Carburetor	Clean, inspect & tune
14	Fuel filter in Fuel tap	Clean
15	Fuel pipe	Inspect for cracks
16	Rubber hose, Air filter to carburetor	Inspect for cracks
17	Rubber hose, inlet manifold	Inspect for cracks
18	Rubber hose, Evaporative Emission Equipment	Inspect for Cracks
19	Accelerator, Carburetor / TPS cable	Check & Adjust play
20	Clutch cable / Lever free play	Adjust play
21	Engine oil sump strainer, magnetic drain plug	Clean
22	Engine oil	Replace
23	Engine oil filter element	Replace
24	Hand levers & kick starter pivot	Lubricate
25	Front fork	Inspect for oil leakage
26	Swing arm spacer & pivot bush	Lubricate
27	Steering system	Check, Lub. Steering balls & Adj. Play
28	Pivot-Side stand, Center stand, Pillion Foot Rest	Lubricate
29	Front Disc Brake (Bullet 350-ES)	Check & top up brake fluid level

CUSTOMER COPY

Job Card No:

--	--	--	--	--	--	--	--

Date :

--	--	--	--	--	--	--	--

Odo Reading :

--	--	--	--	--	--	--	--

Name of Dealer/
ASC with Code:

.....

.....

ASC / Dealer's
Stamp & Signature

4TH FREE SERVICE

4th Free Service

9000 Kms
or
270+15 days
whichever is
earlier from the
~~date of sale~~

Enter the Details in
Free Service
Record

(Cost of oil,
oil filter element
and other
consumables
used are
chargeable to
the customer)

9000 KMS or 270+15 DAYS WHICHEVER IS EARLIER FROM DATE OF SALE

Customer Name : _____

Dealer Code :

Address :

Frame No:

Regn. No:

Engine No:

Sale Date:

Motorcycle Installation Form No.

Serviced Date:

ODO Reading :

Sold by (Dealer's Name & Address)

Serviced by (Dealer's/ASC Name & Address)

Received the above motorcycle after the service having been done to my entire satisfaction.

Customer's Signature :

Date :

Contact Phone / Mobile No.:

4TH FREE SERVICE ACTIVITIES

1	Water wash the motorcycle and dry it with a clean cloth	
2	Battery Electrolyte	Check level & top-up if necessary
3	Battery terminals	Clean and apply petroleum jelly
4	Rear Drive chain free play	Check, clean, lubricate & adjust
5	Rear brake pedal pivot	Lubricate
6	Front & Rear brakes (Drum)	Check & Adjust play
7	Front fork oil	Replace fork oil
8	Air filter element	Clean
9	Spark plugs (2 Nos.)	Check, clean & adjust gap
10	H.T. Leads	Inspect for cracks
11	Carburetor	Clean, inspect & tune
12	Fuel pipe	Replace
13	Rubber hose, Air filter to carburetor	Inspect for cracks
14	Rubber hose, inlet manifold	Inspect for cracks
15	Rubber hose, Evaporative Emission Equipment	Inspect for Cracks
16	Accelerator, Carburetor / TPS cable	Check & adjust play
17	Clutch cable / Lever free play	Adjust play
18	Engine oil	Check level & top-up
19	Hand levers & kick starter pivot	Lubricate
20	Steering free play	Check & Adjust
21	Tyres front & rear	Check wear pattern
22	Pivot-Side stand, Center stand, Pillion Foot Rest	Lubricate
23	Front Disc Brake (Bullet 350-ES)	Check & top up brake fluid level

CUSTOMER COPY

Job Card No:

--	--	--	--	--	--	--	--

Date :

--	--	--	--	--	--	--	--

Odo Reading :

--	--	--	--	--	--	--	--

Name of Dealer/
ASC with Code:

.....

.....

ASC / Dealer's
Stamp & Signature

5TH PAID SERVICE

5th Paid Service

12,000 Kms
or
360+15 days
whichever is
earlier from the
date of sale

Enter the Details in
Paid Service
Record

(Cost of oil,
oil filter element
and other
consumables
used are
chargeable to
the customer)

12,000 KMS or 360+15 DAYS WHICHEVER IS EARLIER FROM DATE OF SALE

Customer Name : _____

Dealer Code :

Address :

Frame No:

Regn. No:

Engine No:

Sale Date:

Motorcycle Installation Form No.

Serviced Date:

ODO Reading :

Serviced by (Dealer's/ASC Name &
Address)

Sold by (Dealer's Name & Address)

Received the above motorcycle after the service having been done to my entire satisfaction.

Customer's Signature :

Date :

Contact Phone / Mobile No.:

5TH PAID SERVICE ACTIVITIES

1	Water wash the motorcycle and dry it with a clean cloth	
2	Battery Electrolyte	Check level & top-up, if necessary
3	Battery terminals	Clean and apply petroleum jelly
4	Rear Drive chain free play	Check, clean, lubricate & adjust
5	Rear brake pedal pivot	Lubricate
6	Rear brake cam	Cam clean, lubricate & Adjust play
7	Rear wheel cush drive rubbers	Inspect & replace
8	Front & Rear brakes (Drum)	Check & Adjust play
9	Tyres front & rear	Check wear pattern
10	Air filter element	Replace
11	Spark plugs (2 Nos.)	Check, clean & adjust gap
12	H.T. Leads	Inspect for cracks
13	Carburetor	Clean, Inspect & tune
14	Fuel filter in Fuel tap	Clean
15	Fuel pipe	Inspect for crack
16	Rubber Hose- Air filter to carburetor	Check and Replace
17	Rubber Hose- Inlet manifold	Check and Replace
18	Rubber hose, Evaporative Emission Equipment	Replace
19	Accelerator, Carburetor / TPS cable	Check & Adjust play
20	Clutch cable / Lever free play	Check & Adjust play
21	Engine oil sump strainer, magnetic drain plug	Clean
22	Engine oil	Replace
23	Engine oil filter element	Replace
24	Hand levers & kick starter pivot	Lubricate
25	Front Fork	Inspect for oil leakage
26	Swing arm spacer & pivot bush	Lubricate
27	Steering Ball Races & Balls system	Check, Lub. Steering races, balls & Adj. Play
28	Inlet / Exhaust valve seating	Check by compression test
29	Earth wire eyelet contact	Inspect
30	Pivot-Side stand, Center stand, Pillion Foot Rest	Lubricate
31	Wheel rims front & rear	Check spokes tightness / run out
32	Front Disc Brake (Bullet 350-ES)	Check & top up brake fluid level

CUSTOMER COPY

Job Card No:

--	--	--	--	--	--	--	--

Date :

--	--	--	--	--	--	--	--

Odo Reading :

--	--	--	--	--	--	--	--

Name of Dealer/
ASC with Code:

.....

.....

ASC / Dealer's
Stamp & Signature

6TH PAID SERVICE

**6th
Paid
Service**

15,000 Kms
or
450+15 days
whichever is
earlier from the
~~date of sale~~

Enter the Details in
Paid Service
Record

(Cost of oil,
oil filter element
and other
consumables
used are
chargeable to
the customer)

15,000 KMS or 450+15 DAYS WHICHEVER IS EARLIER FROM DATE OF SALE

Customer Name : _____

Dealer Code :

Address :

Frame No:

Regn. No:

Engine No:

Sale Date:

Motorcycle Installation Form No.

Serviced Date:

ODO Reading :

Serviced by (Dealer's/ASC Name &
Address)

Sold by (Dealer's Name & Address)

Received the above motorcycle after the service having been done to my entire satisfaction.

Customer's Signature :

Date :

Contact Phone / Mobile No.:

6TH PAID SERVICE ACTIVITIES

1	Water wash the motorcycle and dry it with a clean cloth	
2	Battery Electrolyte	Check level & top-up if necessary
3	Battery terminals	Clean and apply petroleum jelly
4	Rear Drive chain free play	Check, clean, lubricate & adjust
5	Rear brake pedal pivot	Lubricate
6	Front & Rear brakes (Drum)	Check & Adjust play
7	Tyres front & rear	Check wear pattern
8	Air filter element	Clean
9	Spark plugs (2 Nos.)	Check & Replace
10	H.T. Leads	Inspect for cracks
11	Carburetor	Clean, Inspect & tune
12	Fuel pipe	Inspect for cracks
13	Rubber hose, Air filter to carburetor	Inspect for cracks
14	Rubber hose, inlet manifold	Inspect for cracks
15	Rubber hose, Evaporative Emission Equipment	Inspect for Cracks
16	Accelerator, Carburetor / TPS cable	Check & adjust play
17	Clutch cable / Lever free play	Adjust play
18	Engine oil	Check level & top-up
19	Hand levers & kick starter pivot	Lubricate
20	Front fork	Inspect for oil leakage
21	Steering free play	Check & Adjust
22	Pivot-Side stand, Center stand, Pillion Foot Rest	Lubricate
23	Front Disc Brake (Bullet 350-ES)	Replace brake fluid

CUSTOMER COPY

Job Card No:

--	--	--	--	--	--	--	--

Date :

--	--	--	--	--	--	--	--

Odo Reading :

--	--	--	--	--	--	--	--

Name of Dealer/
ASC with Code:

.....

.....

ASC / Dealer's
Stamp & Signature

7TH PAID SERVICE ACTIVITIES

1	Water wash the motorcycle and dry it with a clean cloth	
2	Battery Electrolyte	Check level & top-up if necessary
3	Battery terminals	Clean and apply petroleum jelly
4	Rear Drive chain free play	Check, clean, lubricate & adjust
5	Rear brake pedal pivot	Lubricate
6	Rear brake cam	Cam clean, lubricate & Adjust play
7	Front & Rear brakes (Drum)	Check & Adjust play
8	Tyres front & rear	Check wear pattern
9	Air filter element	Replace
10	Spark plugs (2 Nos.)	Check, clean & adjust gap
11	H.T. Leads	Inspect for cracks
12	Carburetor	Clean, inspect & tune
13	Fuel filter in Fuel tap	Clean
14	Fuel pipe	Check & Replace
15	Rubber hose, Air filter to carburetor	Inspect for cracks
16	Rubber hose, inlet manifold	Inspect for cracks
17	Rubber hose, Evaporative Emission Equipment	Replace
18	Accelerator, Carburetor / TPS cable	Check & adjust play
19	Clutch cable / Lever free play	Adjust play
20	Engine oil sump strainer, magnetic drain plug	Clean
21	Engine oil	Replace
22	Engine oil filter element	Replace
23	Hand levers & kick starter pivot	Lubricate
24	Front fork	Check & replace fork oil
25	Swing arm spacer & pivot bush	Lubricate
26	Steering Ball Races & Balls system	Check, Lub. Steering balls & Adj. Play
27	Pivot-Side stand, Center stand, Pillion Foot Rest	Lubricate
28	Wheel rims front & rear	Check spokes tightness / run out
29	Front Disc Brake (Bullet 350-ES)	Check & top up brake fluid level

CUSTOMER COPY

Job Card No:

--	--	--	--	--	--	--	--

Date :

--	--	--	--	--	--	--	--

Odo Reading :

--	--	--	--	--	--	--	--

Name of Dealer/
ASC with Code:

.....

.....

ASC / Dealer's
Stamp & Signature

8TH PAID SERVICE

8th Paid Service

21,000 Kms
or
630+15 days
whichever is
earlier from the
date of sale

Enter the Details in
Paid Service
Record

(Cost of oil,
oil filter element
and other
consumables
used are
chargeable to
the customer)

21,000 KMS or 630+15 DAYS WHICHEVER IS EARLIER FROM DATE OF SALE

Customer Name : _____

Dealer Code :

Address :

Frame No:

Regn. No:

Engine No:

Sale Date:

Motorcycle Installation Form No.

Serviced Date:

ODO Reading :

Serviced by (Dealer's/ASC Name &
Address)

Sold by (Dealer's Name & Address)

Received the above motorcycle after the service having been done to my entire satisfaction.

Customer's Signature :

Date :

Contact Phone / Mobile No.:

8TH PAID SERVICE ACTIVITIES

1	Water wash the motorcycle and dry it with a clean cloth	
2	Battery Electrolyte	Check level & top-up if necessary
3	Battery terminals	Clean and apply petroleum jelly
4	Rear Drive chain free play	Check, clean, lubricate & adjust
5	Rear brake pedal pivot	Lubricate
6	Rear brake cam	Cam clean, lubricate & Adjust play
7	Front & Rear brakes (Drum)	Check & Adjust play
8	Tyres front & rear	Check wear pattern
9	Air filter element	Clean
10	Spark plugs (2 Nos.)	Check, clean & adjust gap
11	H.T. Leads	Inspect for cracks
12	Carburetor	Clean, inspect & tune
13	Fuel filter in Fuel tap	Clean
14	Fuel pipe	Check & Replace
15	Rubber hose, Air filter to carburetor	Inspect for cracks
16	Rubber hose, inlet manifold	Inspect for cracks
17	Rubber hose, Evaporative Emission Equipment	Inspect for Cracks
18	Accelerator, Carburetor / TPS cable	Check & adjust play
19	Clutch cable / Lever free play	Adjust play
20	Engine oil sump strainer, magnetic drain plug	Clean
21	Engine oil	Replace
22	Engine oil filter element	Replace
23	Hand levers & kick starter pivot	Lubricate
24	Front fork	Check & replace fork oil
25	Swing arm spacer & pivot bush	Lubricate
26	Steering Ball Races & Balls system	Check, Lub. Steering balls & Adj. Play
27	Pivot-Side stand, Center stand, Pillion Foot Rest	Lubricate
28	Wheel rims front & rear	Check spokes tightness / run out
29	Front Disc Brake (Bullet 350-ES)	Check & top up brake fluid level

CUSTOMER COPY

Job Card No:

Date :

Odo Reading :

Name of Dealer/
ASC with Code:

.....

.....

ASC / Dealer's
Stamp & Signature

9TH PAID SERVICE

**9th
Paid
Service**

24,000 Kms
or
720+15 days
whichever is
earlier from the
~~date of sale~~

Enter the Details in
Paid Service
Record

(Cost of oil,
oil filter element
and other
consumables
used are
chargeable to
the customer)

24,000 KMS or 720+15 DAYS WHICHEVER IS EARLIER FROM DATE OF SALE

Customer Name : _____

Dealer Code :

Address :

Frame No:

Regn. No:

Engine No:

Sale Date:

Motorcycle Installation Form No.

Serviced Date:

ODO Reading :

Sold by (Dealer's Name & Address)

Serviced by (Dealer's/ASC Name & Address)

Received the above motorcycle after the service having been done to my entire satisfaction.

Customer's Signature :

Date :

Contact Phone / Mobile No.:

9TH PAID SERVICE ACTIVITIES

1	Water wash the motorcycle and dry it with a clean cloth	
2	Battery Electrolyte	Check level & top-up if necessary
3	Battery terminals	Clean and apply petroleum jelly
4	Rear Drive chain free play	Check, clean, lubricate & adjust
5	Rear brake pedal pivot	Lubricate
6	Rear brake cam	Cam clean, lubricate & Adjust play
7	Front & Rear brakes (Drum)	Check & Adjust play
8	Tyres front & rear	Check wear pattern
9	Air filter element	Replace
10	Spark plugs (2 Nos.)	Check, clean & adjust gap
11	H.T. Leads	Inspect for cracks
12	Carburetor	Clean, inspect & tune
13	Fuel filter in Fuel tap	Clean
14	Fuel pipe	Check & Replace
15	Rubber hose, Air filter to carburetor	Inspect for cracks
16	Rubber hose, inlet manifold	Inspect for cracks
17	Rubber hose, Evaporative Emission Equipment	Replace
18	Accelerator, Carburetor / TPS cable	Check & adjust play
19	Clutch cable / Lever free play	Adjust play
20	Engine oil sump strainer, magnetic drain plug	Clean
21	Engine oil	Replace
22	Engine oil filter element	Replace
23	Hand levers & kick starter pivot	Lubricate
24	Front fork	Check & replace fork oil
25	Swing arm spacer & pivot bush	Lubricate
26	Steering Ball Races & Balls system	Check, Lub. Steering balls & Adj. Play
27	Pivot-Side stand, Center stand, Pillion Foot Rest	Lubricate
28	Wheel rims front & rear	Check spokes tightness / run out
29	Front Disc Brake (Bullet 350-ES)	Check & top up brake fluid level

CUSTOMER COPY

Job Card No:

--	--	--	--	--	--	--	--

Date :

--	--	--	--	--	--	--	--

Odo Reading :

--	--	--	--	--	--	--	--

Name of Dealer/
ASC with Code:

.....

.....

ASC / Dealer's
Stamp & Signature

PAID SERVICE / MAINTENANCE RECORD

S.No.	Date	Type of Service	KMS	Brief details of service	Royal Enfield Authorised Dealer / Service Center
1.					
2.					
3.					
4.					
5.					
6.					
7.					
8.					

PAID SERVICE / MAINTENANCE RECORD

S.No.	Date	Type of Service	KMS	Brief details of service	Royal Enfield Authorised Dealer / Service Center
9.					
10.					
11.					
12.					
13.					
14.					
15.					
16.					

REGIONAL & AREA OFFICES

R1 : Chandigarh, H.P,J&K, Punjab Royal Enfield SCO, No. 5, 1st Floor, Sector-11 , PANCHKULA (Haryana) Pin Code - 134 112. Tel: 0172-5011255, 5011251	R3 : Uttarkhand & Uttar Pradesh Royal Enfield UGF 15-19, Landmark Arcade, 2 Badshah Nagar Crossing, Faizabad Road, LUCKNOW – 226 006. Tel: 0522-6566675 Fax: 4005973	R6 : Orissa & West Bengal Royal Enfield Shrachi Tower, 3rd Floor, 686 Anandapur, KOLKATA - 700 707. Tel: 033-40060206 / 0209	R8 : Goa & Maharashtra Royal Enfield Plot No.16, Sector -1, Sion Panvel Highway, Nerul, NAVI MUMBAI - 400 706. Tel: 022-27700395, 27700501	R10 : Karnataka Royal Enfield Door No. 2067/1, 2068/2, East End "A" Main 9th Block, Jayanagar, BANGALORE - 560 069. Tel: 080-22440588, 41753277, 41536488
R2 : Delhi, Haryana, NCR & Rajasthan Royal Enfield C/o EICHER ENGG.COMPONETS Plot No. 7, HSIDC Industrial Area, Sector 18, Palam Gurgaon Road, GURGAON (Haryana) - 122 015. Tel: 0124-4278138, 4278139 Fax: 4382148	R4 : Gujarat & Madhya Pradesh Royal Enfield 103, Safal Prelude, Opp. Parsavanath Esquire Cross Road, Corporate Road, Prahlad Nagar, Off. S.G. Highway, AHMEDABAD - 380 015. Tel: 098-25113168 Fax: 079-40024461	Royal Enfield A Unit of Eicher Motors Ltd. 407, 4th Floor, Nirmala Plaza, Forest Park, BHUBANESWAR - 751 009. Tel: 0674-6540206	Royal Enfield 203, 204 Sneha Ganga, Near Vega Centre, Shankar Seth Road, Swargate, PUNE - 411 037. Tel: 020-40028090 Fax: 24447174	R11 : Tamilnadu & Andaman Royal Enfield Plot No. 350 to 354, 2nd Floor, 4th Link Street, Nehru Nagar Industrial Area, Kottivakkam, (OMR-IT Highway), CHENNAI - 600 096. Tel: 044-42070661, 24540828
Royal Enfield G-5, 6, 7, Gitanjali Towers, Ajmer Road, JAIPUR - 302 006. Tel: 0141-4106747, 4034748 Fax: 0141-4106748	R5 : Bihar, Chattisgarh & Jharkhand Royal Enfield 3rd Floor, Maple Plaza, Gate No. 2, Ashok Nagar, RANCHI (Jharkhand) - 834 002. Tel : 0651-2245262	R7 : Arunachal Pradesh, Assam Manipur, Meghalaya, Mizoram, Nagaland & Tirupura Royal Enfield Astha Plaza, 4th Floor (M4-2), GS Road, Opposite Deorah College, Ulubari, GUWAHATI - 781 00 . Mob: +91 8135846461	R9 : A.P. & Telangana Royal Enfield (A Unit of Eicher Motors Ltd) No: 8-3-166/B to F, Erragadda Main Road, Beside Gokul Theatre, Erragadda, HYDERABAD - 500 018. Tel: 7093190003, 7416783025	R12 : Kerala & Lakshadweep Royal Enfield 25/85A, Opp. to IOC Pump, Koonamthai, Edappally Post, KOCHI - 682 024. Tel: 0484-6494990, 6494991 Fax: 2543616

AUTHORISED DEALERS

ANDHRA PRADESH	ANDHRA PRADESH	ANDHRA PRADESH	ANDHRA PRADESH	ANDHRA PRADESH
Amlapuram Shri Jayalakshmi Automobiles +91 9618349555	Eluru Classic Automotive +91 9652238585 08812-234582	Kurnool Sandhya Automotives +91 9394253377 08518-253377	Ongole Lekhana Automotives +91 8885002112 8885002113	Vijayawada- Kannur Pravallika Motors +91 7842559555 0866-2586858
Anantapur Renati Automotives Pvt. Ltd. +91 9000841133 7036903879	Guntur-Auto Nagar Jubilant Avenues Pvt.Ltd +91 8143008506; 8507	Nandyal Dheeru Motors +91 9133065553 +91 9133065554	Rajahmundry Sriram Automobiles +91 9246665513 0883-2422117	Vijayawada- M G Road Mahalakshmi Motors +91 8886322559 +91 8886422559
Bhimavaram Varma Automotives +91 7095812666 +91 7095816888	Guntur-Chandramauli Nagar Jubilant Avenues Pvt.Ltd +91 8143008508	Narasaraopet Anu Auto Agencies +91 7893301444 086472-21787	Srikakulam Lakshmi Automobiles +91 9032929235 8121929235	Vijayawada- Ring Road Pravallika Motors +91 7842559555 0866-2586858
Chirala Lekhana Automotives +91 8885002114	Kadappa Anjana Bikes +91 9247041555 9010389998	Nellore Rishi Motors +91 8977713377 +91 8977714477	Tenali Shakthi Motors +91 8886744494	Vishakhapatnam - Gajuwaka Cidanta Motors 0891-6562008 0891-6502008
Chittoor Sri Sai Motors +91 9490094908 08572-245057	Kakinada Shri Jayalakshmi Automobiles +91 8332912719 0884-6443555	Nellore-Inside City Rishi Motors +91 8977713377, 8977714477 +91 9866162859	Tirupathi Sri Sai Motors +91 9295091444 8572245057	Vishakhapatnam - Nad Junction Saran Motors +91 8885947222 +91 8885847222

AUTHORISED DEALERS

ANDHRA PRADESH	ASSAM	ASSAM	BIHAR	BIHAR
Vishakhapatnam - Seethammadhara Royal Enfield Company Stores +91 8897353382 0891-2768887; 2768886	Guwahati- G S road Shahila Expositions Pvt Ltd +91 9435549786 0361-2335025	Tinsukia SD Royal +91 9957714273	Biharsharif PNN Automobiles +91 9334038042	Gopalganj Riders cafe +91 9199547786
ARUNACHAL PRADESH	Jorhat Achharsingh Royal +91 9859736100 9207041076	BIHAR	Champa Neeraj Royal +91 7047511730 +91 8871704777	Hajipur Ambika Bhawani Automobiles +91 9835641123 06224-295280
Naharlagun - Itanagar Bucho Royal Enfield +91 9436219089 0360-2350103	Nagaon Bajrang Motors +91 9435160785	Araah Om Wheels +91 9471444405 06182-233338	Chapra Supriyam Automobiles +91 9534677444 06152-242999	Katihar Jaiguru Motors Pvt Ltd +91 9430909966 06452-290172
ASSAM	North Lakhimpur Rishi Riders +91 9854100000	Aurangabad Yodha Automobiles Pvt. Ltd +91 9934012273	Darbhanga SYV Motors +91 8227887777 06272-242777	Madhubani Shagun Auto Sales +91 8986396011 06276-228014
Barpeta G.S. Auto +91 8472987341	Silchar Bina Automobiles Pvt Ltd +91 9954008888 03842-225016	Begusarai Mayamanu Motors Pvt. Ltd +91 7260851555	Gaya Kusum Motors +91 8271020543 0631-2210105	Motihari Raj Motors +91 9472582848 06252-230373
Dibrugarh Rider's +91 8472913182 0373-2370018; 2370014	Tezpur G.M Associate +91 9707026331 03712-237777	Bettiah Mishra Automobiles +91 8877985073 06254-246273		
Guwahati- Maligaon Chirag Enfield +91 9435400437				

AUTHORISED DEALERS

BIHAR	BIHAR	BIHAR	CHATTISGARH	CHATTISGARH
Muzaffarpur- Maripur Gautam Motors +91 7631996130 0621-2220056	Purnea Link Motors +91 7766917026	Sitamarhi Nili Automobiles +91 9102999131	Jagdalpur Kambo Motors +91 9993333939 +91 9407642827	Raipur-Lodhi Para Chowk Indian Motors +91 7714221500 0771-4221500; 4221400
Muzaffarpur-Sitamahari Road Kumar Automobiles +91 9771123233 7283000384	Saharsa 7 Hills Automobiles +91 8877080661 06478-227007	CHATTISGARH Ambikapur Dev Automobiles +91 9753117804 07774-222804	Korba Kailash Auto Agency +91 9826109907 07759-245482	Raipur- Tatibandh 6th Gear +91 8109309666 0771-4070666
Patna-Boring Road Ambey Motors +91 9102999131	Samastipur Aditya Motors +91 8406803303 5452264047	Bhilai AAN Automotive +91 7886996000 0788-4040512	Raigarh Priyanka motors +91 7389910800 07762-233550	Rajnandgaon Shubh Auto +91 9424102224 07744-401491
Patna-Saguna More Siddhi Vinayak Automobiles +91 8092981877 0612-212948	Sasaram Vintage Auto Corp +91 8540948771 +91 9304503020	Bilaspur Blue Sapphire Motors +91 8982407770 07752-407770	Raipur- Gaurav Path - Panchsheel Nagar Aadityaraj Automobiles +91 7697208337 0771-4030550	
Patna-Zero Mile Sukhmani Motors Pvt. Ltd. +91 9709761441 0612-3297056	Siwan Sri R.L. Automobile Pvt. Ltd. +91 9576449444 06154-247686	Dhamtari Shri Ram Automobiles +91 9179995522		

AUTHORISED DEALERS

GOA	GUJARAT	GUJARAT	GUJARAT	GUJARAT
Goa - Margoa Saini Motors +91 7767006138; 6139; 6140 0832-2740343; 2740345	Ahmedabad-Navrangpura Karnavati Bikes Pvt. Ltd. +91 9099031290 079-27490068	Bhavnagar Gujarat Auto Centre +91 8734936206 0278-2512648	HimmatNagar Rajvee Auto +91 8238411177	Navsari PSG Motors +91 9924755521 02637-265559
Goa - Panaji Auto Guides +91 9326102087 0832-2225865	Ahmedabad- Nehru Nagar Ambawadi Sarabhai Motors +91 7926303535 079-65243010; 26303535	Bhuj PM Autolink +91 9825900279; 9925635279, 02832-231279	Jam Nagar New Chandra Motor Cycle Agency +91 7226065999 0288-2552888; 2678024; 2550863	Rajkot - Gondal Road Aditya Moto Gujarat Pvt. Ltd. +91 9099092594, 9099092595 0281 2371070
GUJARAT	Anand Royal Ridentity Pvt Ltd. +91 9898484500 02692-644352	Gandhidham N.P. Auto Agencies +91 9426140290; 9723540290 02836-295927	Junagadh Shree Aashapura Enterprise +91 7046008488 0285 2660111	Rajkot - Mota Mava Kalawad Road Dev Motors +91 8401799993 0281-6458888; 9157877331
Ahmedabad-Sarkhej Gandhinagar Road Kaveri Motors +91 9824039464 079-65416116; 27663674; 27663048	Bardoli PSG Motors +91 9924755549	Gandhinagar Aanal Auto Agency +91 9099049555; 8980001123 02712-23262020	Mehsana Parklane Auto +91 9925014803 9925004538	Surat-Adajan Hajira Main - Adajan JSN Motors +91 8401600411 0261-2840023
Ahmedabad-Mani nagar Sarabhai Automotive +91 9825708033 079-25812530; 2531	Bharuch Vraj Auto +91 9824125050 02642-225757	Godhra Concord Auto +91 9879074373 02672-265522	Morbi Devauto +91 9054265550; 65551; 65552 +91 9054265553; 65554	Surat - Sarthana Varacha Purav Automobiles +91 9979841546, 9979841547
Ahmedabad- Naroda Krishna Wheels +91 9925333445 079-29704155; 29703055				

AUTHORISED DEALERS

GUJARAT	HARYANA	HARYANA	HARYANA	HARYANA
Surendranagar Old Soul Motorcycles +91 9909008000 02752-242777	Ambala - Ambala Chandigarh Highway Royal Motors +91 9315100442 0171-2545795; 2544795	Jind Gill Automobiles +91 9416476459	Palwal Kartike Motors +91 9813131455 01275-240454	Sonipat Heydaan Motors +91 9034444433 0130-2233004
Vadodara- Harni road Amba Motors +91 7820010060 0265-2463232	Ambala cantt- Rai Market Royal Motors +91 9315100442 0171-2630795; 2631495	Kaithal Raghav Automobiles +91 8199946000 +91 9254312500; 8199947001	Panipat Monga Automobiles +91 9354140005; 40006;40007 01274-251000	Yamuna Nagar Falcon Automobiles +91 9315431300 0173-2346433
Vadodara - Old Padra Road RSA Automotives +91 9574257999; 9574256999 2652355040	Bhiwani Sheoran Auto +91 8950291600 01664-252216	Karnal Monga Motors +91 9354140008 184-2261810; 2272729	Rewari Premium Automation Pvt Ltd +91 8607482200 01274-251000	HIMACHAL PRADESH
Vapi Royal Thumpers +91 9726818181; 9879565274	Fatehabad SDB Automobiles +91 9728942226 01667-221786	Kurukshetra VPS Motors +91 9254022290 01744-231151	Rohtak Badhwar & Co. +91 8059880031 01262-242034; 241173	Baddi Simran Automobiles +91 9816167884
	Hissar Malik Automobiles +91 8572888890 01662-276103	Narnaul Royal Jindal Auto Pvt Ltd +91 9813150222	Sirsa Gulzar Motor Agencies +91 9996147200 01666-221367; 230459	Chamba Champavati Autos +91 9736678651 01899-226747
				Dharamshala Him Enfield +91 9418083838 8894389090

AUTHORISED DEALERS

HIMACHAL PRADESH	HIMACHAL PRADESH	JAMMU & KASHMIR	JHARKHAND	JHARKHAND
Hamirpur (ASP) Parkash Royal Enfield +91 9816058483 01972-258483	Solan Tapan Industries +91 7807400172 01860-1800072	Leh(ASP) Venture Third Pole +91 9419177466	Bokaro G.R.Motors +91 9934109008 6542265452	Jamshedpur-Adityapur Aruna Motors +91 8863996222 0657-6574010; 6574011
Manali Heaven On Earth Automobiles +91 9459300881 01902-205032; 251151 08350854002 (Kullu)	UNA Sharma Automobiles +91 9318536733 09218-446755	Kathua Lovish Automobiles +91 9419166881, 9070855555 01922-235010	Daltonganj Arjun Automobiles +91 9006082822 +91 8235121935	Jamshedpur - Bajrang Nagar NH 33 Cruiser India +91 9204004142
Mandi Shivam Automobiles +91 9805473700 01905-243077 8628876301	Baramula ZMR Automobiles +91 9906727248	Srinagar PCS Automobiles +91 9797122244 0194-2472781	Deoghar Roy Brothers +91 9934344889 06432-240371	Ramgarh Anjaney Automobiles Pvt. Ltd. +91 9431146297 +91 9031000430
Paonta Sahib -Sirmour R.S. Enterprises +91 9418117089 01704-223687	Jammu - Janipur road Reliance Motors +91 9419191241 0191-2536084; 0191-2530213	Digiana camp (ASP) Sumeet Motors +91 9419236396 0191-2431058	Dhanbad Arti Automobiles +91 9470133444 +91 9031084005	Ranchi - Harmu Road Raghuram Autocare +91 9905110006 0651-6571607
Shimla Tapan Industries +91 7807500272 01860-1800072	Jammu Xtream Motors +91 9070699909; 9070699900; 9070172999 +91 9797568876	Udhampur R A Enfield +91 9419996901 01992-250008	Dumka Majestic Autobikes Pvt Ltd. +91 9798777007	Ranchi - Kokar Sri Nivas Automobiles +91 9771420322 0651-2542789

AUTHORISED DEALERS

KARNATAKA	KARNATAKA	KARNATAKA	KARNATAKA	KARNATAKA
Bagalkot Bagalkot Motors +91 8884128877; 9916361134	Bangalore - BTM 2nd stage Royal Enfield Company Store +91 9902180044 080-40905108; 26689975	Bangalore - Nelamangala Srisai Sadguru Motors +91 9071766021; 9071766025	Bangalore-Sudhamanagar H S R Services +91 9343735655 080-22133119	Bhatkal Brahma Motors +91 9743637456 08385-226836
Bangalore-Kpura road H.S.R. Services +91 7829000350; 9980762849 080-22133119	Bangalore-Electronic City Electronic City Motors +91 7026613071 to 79 & 80 8494942929	Bangalore- Peenya Sri Sadguru Sai Motors +91 9066699094 080-28393666	Bangalore - B Narayanpur Sai Ram Autocraft +91 7022288662 080-64909090	Belgaum Shri Munishwar Motors Pvt. Ltd. +91 7204606064 0831-4213059
Bangalore-Banaswadi CVS Motors +91 9886500045	Bangalore-Indira Nagar Teknik Motors +91 8904004004; 8904005004 080-25284788, 40910005	Bangalore - Raja Rajeshwari Nagar Accelerate Motors +91 7259534650 080-28606969; 28608989	Bangalore - Yelahanka Acclaim Motors Pvt Ltd +91 9632881188; 9632881133 9663550055	Bellary Sanjeevini Automobiles +91 7353777768 08392-261027
Bangalore-Bannerghatta Royal Enfield Company Store +91 9945592345 088-22440588	Bangalore - Kengeri Accelerate Motors +91 7022049627	Bangalore-Magdi road H.S.R. Enterprises +91 9844067555 080-23156617	Bangalore (ASP) Mehboob Garage +91 9945785022; 9845326062 080-23436682	Bidar Bhavani Motors +91 9379799992
Bangalore-Bellary Road CVS Motors +91 9886500042 080-23469600; 23469601	Bangalore-Nagarbhavi S.R. Motors +91 9902065933; 9071340000 +91 8032323333	Bangalore-Sarjapur Teknik Motorcycles +91 8904004004; 8904000300- 8904000700 080-40910003; 0004; 005	Bangalore (ASP) Sri Manjunatha Bullet Garage +91 9341220151 080-25427066	Bijapur Rohan Motors +91 9986168363
				Coorg Abhyuday motors +91 9590000910

AUTHORISED DEALERS

KARNATAKA Chikkamangalore Chikkamangalore Motors +91 9742289955	KARNATAKA Hassan Shree Subrahmanya Motors +91 9980751155, 9742217172	KARNATAKA Mandya Ruby Maratt Motorcycles +91 9591503399	KARNATAKA Mysore (ASP) Kuvempu Nagar Abhyudhay Motor Services Pvt. Ltd. +91 9743721955; 9538841412 0821-2462066/2462067	KARNATAKA Tumkur Bhagavati Motors +91 9976384499
Chitradurga Jilu Bikes +91 9845127397 +91 8494900552	Hubli - Airport Road Salimath Engineers Services +91 7259037590 0836-3241160	Mangalore Frontline Automobiles +91 8861006478 0824-4267573	Puttur Frontline Automobiles +91 9686137888	Udupi Brahmi Motors +91 9164889161; 9164209161 0820-2527590
Davangere Royal Automobiles +91 9844053511 08192-256239	Hubli - Kusugal Road - Keshwapur Klasik Motors +91 8904800948 0836-2288223	Mudhol Mudhol Motors +91 8197567124	Raichur Chukki Motors +91 8792113336	KERALA Adoor Yamuna Agencies +91 9747410243 0473-4229222
Gadag Gadag Motors +91 8147776496	Hunsur Aadith motors 08222-252395; 96	Mysore-Vijayanagar 1st Stage Aadith Motors +91 7899912362; 7899912363 8214244467	Shimoga Apollo Enterprises +91 9008138662; 9739696768, +91 41187404	Alleppey Rider's Motors +91 9447265955
Gulbarga Mukunda Wheels Pvt. Ltd. +91 9945249302; 49300; 49305, 08472-225302	Kolar Jagadamba Automobiles +91 9972522111; 8152226619	Mysore (ASP) Kempananj. Aghahara Sri Venkateshwara Automobiles 0821-2427533	Sirsi Sri Maruthi Auto Motors +91 9108484665 08384-226777	Calicut-Francis Road Blue Mountain Autos +91 9895201667 0495-2302530

AUTHORISED DEALERS

KERALA Calicut - Mankavu Luha Automotives +91 7025105333 0495-2333533	KERALA Cochin - Vytila Kaizen Motors +91 7559800072 0484-2307072; 4047072	KERALA Kollam - Madanada Unnoony Motors +91 9567395208 0474-2764566; 2764567	KERALA Pathanamthitta Marikar Motors Ltd. +91 8111871222; 9388077007 0468-2223412	KERALA Thrissur-Puzhakkal Padam Pinnacle Motor Works Pvt. Ltd. +91 7025600600; 8111994007 0487- 2385255
Calicut - Puthiyagandi SS Motors +91 9567863979 0495-2392200; 2390770	Kannur SS Motors +91 9567862458; 9567863980 0497-2731312	Kodungallur Pinnacle Motor Works Pvt Ltd +91 9072575721	Pattambi-Palakkad Intrepid Works +91 9744072921 0466-2970666	Thiruvalla St. Mary's Motors +91 9526260400; 9747972081 0469-2733243
Cochin - Angamali, Areeckal Junction Sanjo Motors +91 9809709999 0484-6888889	Kannur Vibrant Automobiles +91 8111990066 0497-2776660	Kottarakara Unnoony Motors +91 9567966444	Perinthalmanna ABC Motors +91 9447158400 04933-226677	Thodupuzha Veliyathu Motors 91 8943200090 4862227899
Cochin - Chittoor Road St. Mary's Motors +91 8891000691; 9895118951 0484-4022819	Kayamkulam Roverz Motors +91 9072546555	Kottayam Javeens +91 9446397300 0481-2563455; 2567070	Perumbavoor Sanjo Motors +91 8592009991 0484-6888885	Tirur ABC Motors +91 9605827000 0494-2422277
Cochin - Edapally Royal Enfield Company Store +91 7025233912 0484 - 6494991; 6494992	Kollam - Bishop Jerome Nagar Marikar (Motors) Ltd. +91 9947031120; 9947031121 0474-2732474	Palakkad Intrepid Works +91 8606933008 0491-2572331	Thrissur-Karunanakaran Nambiar road Marikar (Motors) Ltd +91 9388077010; 8606863336 0487-2339307	Trivandrum-Attingal Concept Bikes +91 9048990256

AUTHORISED DEALERS

KERALA	MADHYA PRADESH	MADHYA PRADESH	MADHYA PRADESH	MAHARASHTRA
Trivandrum - Kaimanam Junction Sivaji Motors +91 7736207777; 7736066716 0471-6506777	Bhopal - Hamidia Road Choudhari Tractor Agency +91 9425023609 0755-5240614; 2735762	Gwalior Rimik Motors Pvt. Ltd +91 9827935616; 9926435616 0751-4035616	Khandwa Binwani Motors +91 9425909302 7332244222	Ahmednagar Newaskar Automobiles +91 8087500900 0241-2470125
Trivandrum - M G road Marikar (Motors) Ltd +91 8606068466 0471-2334621	Bhopal-Padmanabh Nagar Ananya Auto +91 7389930806 0755-4076937	Indore - Nehru Market Krishna Motor Agency +91 9826034012 0731-2703172	Satna Manish Motors +91 9827250199 07672-251608	Akola Agrawal Motors +91 8408089944 0724-2258259
Trivandrum - Vetturoad - Kazha kuttam Concept Bikes +91 9048400200; 9048990546	Chhindwara Rahul Royal Motors +91 8889999602 07162-245255	Indore - Sayaji Club Road RR Automotive +91 8878660100 0731-4222822	Shahdol Gupta Automotive +91 8718811703 0765-2231967	Alibagh SK Autoriders +91 9970041579 02141-223030
Vadakara Grace Motors +91 7034775555	Dewas R R Motorcycles +91 8109103622 8269270709	Jabalpur Royal Thumpers +91 8962010072 0761-4042424; 4042423	Ujjain Avis Auto +91 9300005025 0734-2520007	Amravati Bhans Automotive +91 7620177060 0721-2510636
Valluvambaram- Malappuram ABC Motors +91 7034166300 0483-2770700	Guna Standard Motors +91 9754222241 +91 9425131250	Katni Royal Thumpers A Division of Superior Automobiles Pvt Ltd. +91 8962010075 07622-226474	Vidisha Adventure Bike +91 9425148606 0759-2408222	Aurangabad - Bansilal Nagar S.K.Y.S Automobile +91 9028059252 0240-2350652

AUTHORISED DEALERS

MAHARASHTRA Aurangabad-CIDCO-Cannaught Cherry Corporation +91 9850889408 0240-6601613	MAHARASHTRA Chandrapur Dinesh Motors +91 9028111383 07172-260555	MAHARASHTRA Jalgaon Usha Motors +91 7768009996 0257-6999000	MAHARASHTRA Mumbai - Bhandup Soniya Motors Pvt. Ltd +91 9322314555 022-65650153; 7208005209	MAHARASHTRA Mumbai-Thane (Dombivali) Pooja Motors +91 8425840752 0251-2470611
Baramati Jay Motors +91 9960247655; 9890090381 02112-221055	Dhule Surbhi Motors +91 9371057573 02562-239933	Karad Nand Enterprises +91 9923981211 02164-242772	Mumbai - Goregaon Ishna Wheels +91 8879330226; 8879330227 022-28711242; 28711243	Mumbai - Thane (Godbunder) Soniya Motors Pvt. Ltd +91 9322315111 022-25893202; 7208005207; 7208005208
Beed Aaryan Motors +91 9421184118 02442-223780	Gadgilaj Yashashri Motors +91 9657009444 9527094848	Kolhapur Motor India +91 9822871729 0231-2531177	Mumbai - Kandivali Voyage Motors +91 9146871013; 7498567890 022-28087882	Mumbai - Thane (Mira road) Unison Automobiles +91 9029234040 022-28456620
Buldhana Samyak Automotive +91 9422181159 072-62241273	Ichalkaranji Motor India +91 9822551777	Latur Prisha Motors +91 9049607711 02382-200711	Mumbai-Panvel Pratik Motors +91 9029422942 022-27480040	Mumbai - Thane (Vasai) SP Wheels +91 8446011105 0250-6511107; 6511108
Borivali Unison Automobiles +91 7506555039 22265614014	Indapur Sahyadri Auto +91 7387111109 02111-224111	Malegaon Shaurya Motors +91 8380038153; 156; 9527002881 02554-231171	Mumbai - Sakinaka Synergy Auto Inc +91 8286046565 022-28590085; 28590086	

AUTHORISED DEALERS

MAHARASHTRA Mumbai - Thane (Ulhas Nagar) S R Motors (A Unit of Riya Motors Pvt. Ltd) +91 7738622211; 7506044995 0251-2700043	MAHARASHTRA Nagpur - Wardhaman Nagar Shri Krishna Automobiles +91 9372121346 0712-3191202 Nanded Jairam Motors +91 9552446688 02462-297788 Nandurbar Dinesh Wheels +91 9673298999 +91 9764567877 Narayangaon Kings Royal Riders +91 9075009831 0213-2245542 Nasik - Dwarka Ostwal Autos +91 9422255773 0253-2592717	MAHARASHTRA Nasik - Ganjamal Ostwal Autos +91 9595301414 0253-2500291 Nasik - Satpur Moharir Auto Pvt. Ltd. +91 8446646555; 8378998295 0253-6630000 Osmanabad Hatlai Auto +91 9822838888 02472-228588 Parbhani Chandrallama Automotive +91 9665516193 2452-242299 Parli Shiva Motors +91 9765924477 02446-227477	MAHARASHTRA Phaltan Adved Motors +91 7040829609 02166-225272; 225472 Pimgalgaon Shaurya Motors Shaurya Motors +91 9130068287 02550-660604 Pune - Adarsh Nagar Dhone Automobiles +91 7028922644 020-24273335 Pune - Baner Kings Auto Riders +91 7875756100 020-27200256 Pune - Chinchwad Hridaan Motors +91 9850888899 2069100202	MAHARASHTRA Pune - Fathima Nagar Platinum Auto +91 7755932578; 2579 +91 9881171717 Pune - Hadapsar Platinum Auto +91 7030911278; 7030911284 Pune - Kasarwadi Dhone Automobiles +91 7028045684 Pune - Khed Shivpur Siddh Auto +91 9673152266 Pune - Kothrud Siddh Auto +91 9168376611 020-25280050; 25280051 Pune - Yerwada Dhone Automobiles +91 7028978074 020-60121812
---	---	---	---	---

AUTHORISED DEALERS

MAHARASHTRA	MAHARASHTRA	MAHARASHTRA	MIZORAM	NEW DELHI & NCR
Pune - Wakad (Talegaon) Kings Auto Riders 020-65107545	Satara Nand Enterprises +91 9923981211 02164-242772	Wardha Sri Krishna Automobiles +91 9769169180 +91 7410061121	Aizawal Lawma Enfield +91 8575517879 0389-2334731	Delhi - Jhandewalan Ext. Ess Aar Motors +91 9810797099 011-65461901; 23524426
Pune - Wakhewade Brahma Motors +91 7276629900 7276027722	Shrirampur Karachiwala Automobiles +91 9028537570 02422- 227570	Yavatmal Aaditya Riders Pvt Ltd +91 8055958119 9158632833	NAGALAND	Delhi - Kailash colony, Okhla Indust. Area South Delhi Motorcycles +91 9716145509, 9716002728 011-26811013
Pune (ASP) Sadguru Service Station +91 8308048854; 9011078854, 020-24350727	Solapur - Bale chowk, Pune Highway Chavan Motors +91 7720069040 0217-2352323/2352424	MANIPUR	Dimapur Uniglobe Enterprises +91 9774057770 3862225903	Delhi - Mahipalpur Kay Tee Automobiles +91 9910884777 011-64612777
Ratnagiri Advait Motors +91 9970551171 02352-228930	Solapur - Budhwarpeth Mondhe Motors +91 8237466447; 6446; 6442 0217-2315923; 2735081	Imphal Sanamahhi Motors +91 8259061598 0385-2449111	NEW DELHI & NCR	Delhi - Mangolpuri Soni Automobiles +91 9873069001 011-27921311; 65180349
Sangli Abhay Auto +91 7768073003; 9011964040, 0233-2623040	Waluj - Pandharpur Godavari Agro Serivces Pvt. Ltd +91 9146189551 0240-2553770	MEGHALAYA	Delhi - Dhwarka Cruiser Motors +91 9136310966 +91 8459223833	Delhi - Najafgarh Outer Delhi Motorcycles +91 9540941601 011 68888252 / 53
		Shillong Merin's Royal Enfield +91 8258811320 0364-2590048	Delhi - Gujrawala Kay's Autos +91 9810433555 011-28877008; 28877009	

AUTHORISED DEALERS

NEW DELHI & NCR	NEW DELHI & NCR	NEW DELHI & NCR	NEW DELHI & NCR	ORISSA
Delhi - Padapadganj Asco Motors +91 9582184488 011-2214888	New Delhi (ASP) Balaji Motors +91 9350102768 +91 8826574278	Ghaziabad (ASP) Jai Shiv enterprises +91 9927064206	NCR-Noida - Sector 10 Shree Mahadev Agency +91 9811404319 0120-4310052/4324662	Bargarh Shree Shyamji Bike Point +91 9437053233 +91 7381053244; 255
Delhi - Rama Road Lamba Enterprises Pvt Ltd. +91 9711611591 011-45151159	Delhi (ASP) M.G. Auto Sales +91 9810237417 011-27837439	Ghaziabad (ASP) Royal Taj Agency +91 9810413387 +91 9818728177	NCR-Noida - Sector 63 Solitaire Automotive +91 9810703922 0120-4547929	Baripada Legend Automotive +91 9178024417; 9040078001
Delhi - Saraswati Vihar North Delhi Motorcycles +91 9810558625 011-27054737	NCR - Faridabad - Mathura Road Heighten Automotive Pvt Ltd +91 9911223811 +91 9717475811	NCR Gurgaon - Old Delhi Road Aman Automobiles +91 9810535659 1244084648	NCR-Sahibabad Sangam Autos +91 9311051177; 9990624290, 0120-4198890	Berhampur Vaishnavi Automobiles +91 9937308525; 7682833574; 6802248820
Delhi - Shahadra Amar Autos +91 8802583948 011-43595322	NCR - NIT Faridabad Sohan Auto World +91 9811551530 0129-2429352	NCR Gurgaon - Sheetala Mata road Brawn Automobiles +91 9212315090 1244251481	ORISSA Angul Green Treet Automotive (P) Ltd +91 9937066505 +91 7852936512	Bhubaneshwar - Buddha Nagar Royal Automobiles +91 7752017606 8192256239
Delhi - Tilaknagar Lamba Enterprises Pvt Ltd. +91 9999389189; 9250919994 011-45614855; 42138246	NCR - Ghaziabad - Nehru Nagar Rawal Automobiles Pvt Ltd +91 9350315311 0120-4104659; 9211921227	NCR Gurgaon - Sohna Road Manzil Motors Pvt. Ltd. +91 9650311988 1244231683	Balasore Favour Ride +91 7894775144; 90400557156	Bhubaneshwar - KIIT Road, Sishu Vihar Gugnani Automobiles +91 9776160313; 9178143270

AUTHORISED DEALERS

ORISSA	ORISSA	PUNJAB	PUNJAB	PUNJAB
Bhubaneshwar - NH 5 - Patrapada Trupti Autoworld +91 9861824216; 7873024206 0674-2470148	Keonjhar Sai Automobile +91 9437054807 +91 9437004711	Abohar Aman Auto Zone +91 9814767900 +91 9914767900	Bhatinda-Goniana Road Ajay Autos +91 9988678145 0164-2235608; 5000376	Gurdaspur Ajit Motors +91 9855152204 01874-501644
Bhawanipatana Shyamkrishna Mart pvt ltd +91 9040350293 8763130236	Rourkela The Agents & Distributors +91 9937007971; 9238111010; 0661-2511223	Amritsar Jaycee Motors Corporation +91 9780038349 +91 9780038078	Bhatinda - Mansa Road Krishna Automobiles +91 8725086888 0164-2212802	Hamirpur Parkash Royal Automobiles +91 9418458483 01972-258483
Cuttack Shree Hanuman Automobiles +91 8342039286; 9438429957 0671-2586630; 9853265588	Sambhalpur Sreyasri Motors +91 9040015355; 9437030055; 9040015359 0663-2115355	Barnala Megan Autos +91 9878120088 +91 9878120033	Faridkot Baba Farid Automobiles +91 9780247048; 9872409626 01639-251343	Hoshiarpur Lagwal Automobiles +91 9256514321 01882-238586
Jajpur Road Birendra Motors +91 9078886306	PONDICHERRY	Batala Moon Autos +91 9988355955 01871-222278	Faziika Aman Auto Zone +91 9988700765; 9814667900	Jalandhar - GT Road Fateh Autos +91 9417231123 0181-2632880
Jeypore Golden Motors +91 9439355473; 9437024187	Pondy Rooster Automobiles +91 8940422422 0413-2355336	Begowal S.S.Motors +91 9814399532	Ferozepur Royal Hut +91 8437312364 01632-242567	Jalandar - SatlujMarket Navyug Motors +91 9915630535; 9878785796 0181-4627998

AUTHORISED DEALERS

PUNJAB	PUNJAB	PUNJAB	PUNJAB	PUNJAB
Jalandar - G.T.Road Navyug Motors +91 9878785796 0181-4627998	Ludhiana - Jodhewal Shree Dadu Dayal Automotive +91 8728092401 0161-5040405	Mohali Manmohan Motors +91 9216267888; 9988317366 0172-6527366; 6527367	Nakodar (ASP) Bhagwati Automobiles +91 9357242788 +91 9041522970	Patiala - Sirhind Road Gurukirpa Motors +91 9779222225
Kapurthala Innovative Automobiles +91 9357254736 01822-233011	Mahilpur (ASP) Mahilpur Motors +91 9417354423	Morinda Morinda Motorcycle Centre +91 8427242324 0160-2630357; 2630072	Nangal Nangal Motors +91 8283829760; 9878667432; 01887-229160	Phagwara Khalsa Automobiles +91 9463138303 01824-270081
Khanna Kishori Automobiles +91 9872030903; 8591525575; 01628-503868	Malerkotla Om Automobiles +91 9814404513; 8054944713 01675-262113	Mukherian Lagwal Motors +91 8699982680	Nawanshahar HS Enterprises +91 9417654888; 8146091105; 01823-221194	Ropar Garcha Automobiles +91 9464752267 01881-228137
Ludhiana - Dholewal - GT Road Sant Motors +91 8968296020 0161-5012647	Mansa Ganpati Motors +91 9779850001 01652-236899	Muktsar Deep Autos +91 8566926850 0163-3510390	Pathankot Cashmir Sales Corporation +91 9417412884 0186-2220148; 2224672	Sangrur Verma Automobiles +91 9888836998 01672-223273
Ludhiana - Gurudev Nagar - ferozpur Road Barnala Automobiles(Jagroan) +91 9780014995 0161-2424114; 2426209	Moga Bikram Sales Corporation +91 9855914072 01636-227777	Nabha Partap Automobiles +91 9815001739; 9815001740 9872605400	Patiala - Rajpura Road Sukhdev Automobiles +91 9876103017 0175-2305721	Sultanpur Lodhi Dalbir Motors +91 9814679432 01828-223634

AUTHORISED DEALERS

PUNJAB	RAJASTHAN	RAJASTHAN	RAJASTHAN	RAJASTHAN
Tanda Sandeep Automobiles +91 9914554304 01886-502398	Banswara Veer Autolinks +91 9001406681 02962-254135	Chittorgarh Manglam Motocorp +91 7737094370 01472-297018	Jaipur (ASP)-Sudershan Pura JMS & Co +91 7737009665; 9460345047; 0141-2211047	Nagaur D.D.Autotech +91 9828943737 01582-243006
Taran Taran Chhabra Auto Agencies +91 9815213148 +91 8528180632	Barmer Devrath Motors Pvt. Ltd +91 8107381111; 9549657080 02982-224381	Churu Churu Balaji Motors Pvt Ltd +91 9649777777 01562-253777	Jhunjhunu Balaji Motors +91 7733022411 01592-231061	Pali RMD Motors +91 9829285357 0293-2227151
Zirakhpur Garg Auto zone +91 8427656388	Bharatpur Khusali Motors +91 9414944972	Hanumangarh Udai Motors +91 9772780001 01552-226266	Jodhpur Shree Rajpurohit Automobiles +91 9001744442 0291-2980473	Sikar Apoorva Motors +91 9314237183 01572-245830
RAJASTHAN	Bhilwara Soni Automobile +91 8233416700 011 27921311; 65902249	Jaipur - Govind Marg Rajesh Motors (Raj.) Pvt Ltd. +91 9521125125; 9414064864	Kota Mundra Motors Pvt. Ltd. +91 9352602347 0744-2361264	Sriganganagar National Motors +91 9414211956 0154-2444200
Alwar R.S. Motors +91 8696900842; 9785999998, 0144-2738248	Bikaner Bikaner Bikes Pvt Ltd +91 9529269924 0151-2251345	Jaipur - Tonk Road Aditi Motors +91 9829822722 0141-2700224	Kotputli Shree Motors +91 9468768300; 9116011113; 2912980473	Udaipur Voyage Motors +91 9799144460 0294-2460104

AUTHORISED DEALERS

TAMILNADU	TAMILNADU	TAMILNADU	TAMILNADU	TAMILNADU
Arani Akan Agency +91 9751502221 +91 7845330209	Chennai - Broadway Balaji Motors +91 9962997975	Chennai - Kelambakkam Vardhan Motors +91 9092604446 +91 9092604447	Chennai - Pallikaranai Sri Venkateswara Bike Zone +91 8681863330 044-65655222	Cuddalore Rooster Automobiles +91 9791322822 04142-227788
Chengalpattu-GST Road Shiv Sholai motors +91 9500008699 +91 9786177477	Chennai - Chrompet The Legend Motors +91 7299042018 044-49595867; 22410272	Chennai - OMR, Perungudi Royal Enfield Company store +91 8939958655 044 - 42607777; 42607555	Coimbatore - Hope College, Peelamedu Royal Enfield Company Store +91 9655999844 0422-6067006; 6067007	Dharmapuri S.M.Motors +91 7373778259, 9994852482; 04342-288123
Chennai - Ambattur Classic Motorcycles +91 9940063306 044-42180206 - 45080207	Chennai - Greams Road Sri Velavan Motors +91 8754553411; 8754553404 044-42076898	Chennai - Purasaiwalkam I Speed Motors +91 9094633712 044 45588047	Coimbatore - Sai Baba colony Sheriff Motors +91 9597310101 0422-4210101	Dindigul Rajendra Automobiles +91 965933433, 8508678333 0451-2431850
Chennai - Anna Nagar Southern Motors +91 9841277990 044-26264686	Chennai - Jafferkanpet Sreehita Auto Zone +91 7338819603; 04; 05 044-65906590; 591	Chennai - Red Hills AKG Motors +91 9597082578 044-26322063	Coimbatore - Trichy Road, Kothari Layout BullMenn Motors +91 9514555510; 7092900000; 7092900000	Erode Senthil Murugan Auto Agencies +91 8220048567 +91 9790030003
Chennai - Alapakkam Sri Velavan Motors +91 7299405000; 7299705000;7299709999 044-24761902	Chennai - Kattuppakkam Aravinduja Motors Private Limited +91 8939804335 044-45554888	Chennai - Tondiarpet Balaji Motors +91 9087521116 044-25910104; 25910105		Hosur Sri Saravana Motors +91 9543813032; 8220013432 04344-244030/ 244031

AUTHORISED DEALERS

TAMILNADU	TAMILNADU	TAMILNADU	TAMILNADU	TAMILNADU
Hosur (ASP) - Seetharam Nager Sri Manjunatha Bullet Garage +91 9894955499; 9940909908 0434-4314114	Kumbakonam A.V. Motors +91 7598707783; 7598707785 0435-2415286	Namakkal Royal Annanmar +91 8883114777 04286-277557	Thanjavur JAF Associates +91 7867019836; 7867019831	Tirupur Bikerz +91 7502387000 +91 9842187000
Kanchipuram Jet Blaze Motors +91 9629032223; 9894538176	Madurai - KK Nagar Madras Motors +91 9976755111 0452-2585686	Pollachi Bharat Motors +91 9715222600 +91 9843345461	Theni Coral Moto Hub +91 9500739686 9698933000	Trichy - Annamalai Nagar Karur road Oxina Motors +91 8056455577 7402718502; 7402718514
Karaikkudi Neha Motors +91 7373097717	Madurai - Kazhavasal, Theni main road Classic Motors +91 9629023344 0452-2667875	Salem - Four Roads Chamundi Enfield +91 8098611999; 8098559999 0427-2414100	Thiruvannamalai AKAN Agency +91 9843033861 04175-233377	Vellore Sri Kalikambal Autos +91 8508536771 0416-2245505
Karur Murugan Motors +91 9500955950; 9543255950; 0432-4329950	Madurai - Simmakkal, Workshop Road G.G. Motors +91 8012688444 0452-2342007	Sivakasi Sri Scorpion Racers (P) Ltd +91 7373059701 0456-2231303	Thoothkudi Charles Motors +91 9944723062 0461-2321636	Karaikal Rooster Automobiles +91 7639001047 0436-8228800
Krishnagiri Sree Maruthi Motor & Auto Service +91 9159566613 , 9159566615; 0434-3232512	Nagercoil Chandra Motors +91 8973886699 04652-236477	Thiruvallur Gap Motors +91 8939983660 +91 8939983662	Tirunelveli DG Motors +91 9486729010 0462-2970031	Villupuram Rooster Automobiles +91 8489144744 04146-222279

AUTHORISED DEALERS

TELANGANA	TELANGANA	TELANGANA	TELANGANA	TELANGANA
HYDERABAD & SECUNDARABAD Hyderabad- Banjara Hills VVC Automobiles +91 7842883883	Hyderabad-PJR Nagar, Gachibowli road Go Green Motors India Pvt. Ltd 040-64646303 040-64626265	Hyderabad-Zafferguda, Mehidipatnam Venkataramana Automobiles Pvt Ltd +91 7660008132; 9100087519, 040-23514551	Karimnagar-CVNR Road Quality Motors +91 9030775252	Miryalguda Sri Lakshmi Pavan Automobiles +91 9666660606
Hyderabad-Bowenpally, Suchitra SVR Motors and Engineering +91 8885023360; 8885023350 040-40116336	Hyderabad-Prasanth Nagar,vanasthalipuram Taurus Motors +91 8125828787 040-29804755	Secundarabad-Begumpet Kayjee Engineers +91 9246113133 040-27907444	Khammam Royal Automotives +91 9963886789 +91 8297536789	Nalgonda Vijayalakshmi Automotives +91 8885966627 8885966687
Hyderabad-Erragada Royal Enfield Company Store +91 9989055856; 7093190003; 7416783025 040-23701235; 23702255	Hyderabad-Ramachandrapuram, BHEL Go Green Motors India Pvt. Ltd +91 8712126622 040-69996644; 69996622	Secundrabad- Neredmet Orange International +91 8121091210 040-64449494; 3434	Kothagudam Royal Motors +91 8297616789 +91 8297626789	Nizamabad KY Motors +91 8885198222 08462-236882
Hyderabad-Himmayat Nagar Jayasree Automotives +91 9010183555 +91 9010752555 040-65169666	Hyderabad-Saraswathi Nagar, Uppal Royal Engineers +91 9885051755 040-64241755	Secundarabad-Opp-KIMS Hospital, Ranigunj Kayjee Engineers 040 - 64533839	Mahabub Nagar Harshith Automotives +91 7660022336; 7660022334	Warrangal-Hanamkonda Quality Automobiles +91 9030775252 +91 9030775164
		Karimnagar-Bye pass Road Quality Motors +91 9966173000 0878-6509993	Mancherial J V Aryan Motors +91 8179356458 +91 8297388775	

AUTHORISED DEALERS

TRIPURA	UTTARKHAND	UTTARKHAND	UTTAR PRADESH	UTTAR PRADESH
Agartala XED Motorcycles +91 8415951975 0381-2341098	Haridwar Prem Auto Enterprises +91 9927994477 01334-250242; 253242	Rudrapur Brar Motors +91 9219445699 05944-2473127	Allahabad - Bai Ka Bagh Vrindavan Automotive +91 7860352786; 7860383786 0532-2417021	Bareilly Suri Sales (P) Limited +91 9359108047 7351007963 0581-2543334
UTTARKHAND	Kashipur	UTTAR PRADESH	Allahabad-Kamla Nehru Hospital	Basti
Dehradun - Karanpur Road Ahuja Enterprises +91 9927532535 0135-2659082	Batra Enterprises +91 9837336026 05947-277207	Agra - Baluganj Shambhavi Automotive Engineers +91 8057400022 0562-2260444	Jay Pee Motors +91 7705907327; 7328; 7329 0532-6061002;1003	New India Merchant +91 9532211786 554 2281483
UTTAR PRADESH	Pithoragarh (ASP)	AGRA-Guru Ka Tal-NH 2	Azamgarh	Bijnor
Dehradun - Saharanpur Road - Niranjanpur Allied Auto Agencies +91 9690777771 0135-2623487	Sai Automobiles +91 9412981042 05964-225786	Agra Royals +91 9837004872; 9997023456 0562-6888846	Amit Motors +91 9415795792 +91 9415103787	Chaudhary Motors +91 8958994499 01342-264455
UTTAR PRADESH	Rishikesh (ASP)	Aligarh	Badaun	Bulandshahar
Haldwani Suri Sales (P) Limited +91 7351007972 05946-210768	Ranjeet Motorcycles +91 9897548171; 9897113728, 0135-2434171	Maindola Royal Enfield +91 9319144044 0571-3292464	Omkar Motors +91 9412427289 9520330305	Santhosh Enterprises +91 9760415515 05732-231326
UTTAR PRADESH	Roorkee		Barabanki	Deoria
	Goswami Automobiles +91 9897238608 01332-277477		G.R & Company +91 7706911346; 7706911342	Suprem Motors +91 9628755557 05568-229624

AUTHORISED DEALERS

UTTAR PRADESH	UTTAR PRADESH	UTTAR PRADESH	UTTAR PRADESH	UTTAR PRADESH
Etawah V P Motors +91 9719530742 +91 9568013104	Ghazipur Shri Sai Chandra Automobiles +91 9415881073	Kanpur Sareen Motors +91 9389629521 0512-2540484	Lucknow - Alambagh Shreya Auto World Pvt. Ltd. +91 8400400842; 850 0522-4037677; 4041033	Meerut - Jagriti Vihar Moto Riders +91 8476900096 0121-4000511
Faizabad Chawla Riders +91 9628140004-07 0527-8265077/78	Gonda Style N Passion +91 9125411110	Kanpur-Khalasa Line Sareen Motors +91 7705905138; 8799414243 8303220224	Lucknow - Jankipuram Royal Motor works +91 7607777396 522 4078111	Meerut - West rithani Nutech motors +91 7088714714 0121-440111
Farrukhabad Ankur Auto Agencies +91 9415124921 +91 7678874000	Gorakhpur Shiv Motors (A Unit of Pardeshi Zigwheels Pvt. Ltd.) +91 9559005759 0551-2230014	Kanpur S.S Automobiles +91 7705006411	Maharajganj RK Motors +91 9161274582	Moradabad Akanksha Autozone Pvt Ltd. +91 7060007905 0591-6055999
Fatehpur K S Auto Sales +91 9616519248 05180-221223	Jaunpur Aditya Motors +91 9196128730; 9839216882 0545-2264047	Lakhimpur Kheri Shree Vinayak Motors +91 9554155999 0587 2277734	Mathura Aryaman Enterprises +91 9675303059 +91 8392916221	Muzaffar Nagar Harivansh Auto Agency +91 9219440446; 8979298645 0131-2646477
Firozabad Emerald Automobiles +91 9219439555 +91 9219439444	Jhansi Triveni Enterprises +91 9415059809 0510-2481007; 2380007	Lucknow (ASP) Amafh Bullet Centre +91 9415018786 0522-4074200	MAU Chandra Motors +91 9450189107 0547-2860555	Nazibabads Agarwal Tractor & Parts +91 9927030546; 9837072868 01341-220252

AUTHORISED DEALERS

UTTAR PRADESH	UTTAR PRADESH	WEST BENGAL	WEST BENGAL	WEST BENGAL
Padrauna Cantech Automobiles +91 9838719444; 7705803777; 05564245959	Unnao Raj Auto World +91 7080903700 0515-2831098	Barasat-24 Parganas The Country Motors +91 9051506523 033-654 04510	Durgapur R.H. Automobiles Pvt.Ltd. +91 9748402629	Kolkata - Chowrangee chowk Austin Distributors Pvt. Ltd +91 8420046876 033-65552077; 40721010; 60505574
Pratapgarh Shaurya Enterprises +91 9554433888; 9918601126; 1127	Varanasi - Maldahiya Khurana Automobiles +91 8934965655 0542-2207532; 2207618	Baruipur-24 Parganas Austin Distributors Pvt. Ltd 033-65556611	Howrah Apollo Coaches (P) Ltd +91 9903800400 033-32971712; 32902346	Kolkata - Nowa para Kolkata Bike Zone 91 9674029373 033-40082380
Raebareli Sushma Motors +91 9455502987	Varanasi - Maqbool Anand road One Place Automobiles Pvt. Ltd. +91 7753888536; 7753888522, 0542-2508385	Berhampore Maxwheel Motors +91 9233330208 03482-224227	Howrah Apollon Motors LLP +91 9804321122	Kolkata-Sarat Bose road Shah Distributors (Auto Division) +91 9830477788 033-22814242
Saharanpur Sachdeva Enterprises +91 8445577933 0132-2680680	WEST BENGAL	Burdwan Sri Ram Automobiles + 91 9800365544; 9002450705	Kharagpur Jain Motors +91 9476481717 +91 9434692778	
Sultanpur Asia Royal Motors +91 9935185230 05362-227777	Asansol SG Automobiles +91 8170030003; 8170030004	Dankuni-Hooghly Universal Traders +91 9883069797	Kolkata - Anandapur Royal Enfield Company store +91 9874852522 033-40060206 / 0209	

AUTHORISED DEALERS

WEST BENGAL	WEST BENGAL			
Kolkata - Shakespeare Sarani East India Agro Indus. Pvt. Ltd +91 9874977006 033-22824400; 22823300; 22903370	Siliguri - Matigara Riders Corner +91 9002223222			
Krishna Nagar Royal Automobile +91 8629961089	Siliguri - 2nd Mile Sevoke Road Siliguri Distributors +91 9775633225 0353-2778873; 2547457			
Malda Speed Wheels +91 9735586333	Titagarh Bishnu Oil Company +919874839911; 9051365511 033-25833353			
Midnapore Sri Sai Auto mart +91 9434043691 03222-275999				
Raiganj Kalyani Solvex Pvt. Ltd. +91 9775517444 03523-253016				

PARTS STOCKIST DISTRIBUTOR

Andhra Pradesh	Gopalganj Shri Harishankar Motors +91 9771880938 06156-223956	Margoa Saini Motors +91 8308808290 0832-2740343; 2740345	JAMMU & KASHMIR	Bangalore Fixwheel Motors +91 9845949127
Vijayawada Cyber Automobiles Pvt. Ltd +91 9959615806	Patna Moto Spares Pvt.Ltd +91 909757727	GUJARAT	Jammu Yahoo Technocra +91 9419191241	Kolar Jagadamba Automobiles +91 9972522111 +91 9066983741
Assam	CHANDIGARH	Ahmedabad Shreeji Auto Traders +91 9173170931; 9724722282	JHARKHAND	KERALA
Guwahati Chirag Enfield +91 8136051810 0361 2670293	Chandigarh Manchanda Autos +91 9915047010; 9988994000 0172-2630263	JamNagar New Chandra Motor Cycle House +91 9824211699	Hazaribagh Riders Point +91 9234343422	Aluva Marikar Motors Ltd +81 9894744880
Guwahati Pawan Automobiles +91 9864045473	CHATTISGARH	HARYANA	Jamshedpur Royal Auto Syndicate 72502-22283	Calicut Luha Automotives +91 7025106888 0495-2333533
Jorhat Achharsingh Royal +91 9707522666	Raipur Nagorao Auto Engg Works Pvt. Ltd. +91 9165878692	Ambala Royal Motors 0171-2545795	Ranchi Sri Nivas Automobiles +91 7763801824	Ernakulam JR & Sons +91 9447063679
BIHAR	GOA	Bhiwani Sheoran Automobiles +91 7056732216 01664-252216	Zittau Arjun Automobiles +91 7282820788 +91 8935849216	Kochi Bhavani Auto Distributors +91 8086078173
Biharshariff PNN Automobile +91 9135620008	Mapusa Shauna Auto Agencies +91 8326520712		KARNATAKA	
Chapra Supriyam Automobiles +91 9128739999 06152-242999			Bangalore Cyber Automobiles Pvt. Ltd +91 9448473078	

PARTS STOCKIST DISTRIBUTOR

Trivandrum Subha Auto Wares +91 9446562640	Nagpur Siddarth Spares +91 9373195554	PUNJAB	Erode Senthilmurugan Auto Parts +91 9894756567	Lucknow-Transport Nagar Moped House Pvt.Ltd +91 9696202669; 8795444497
MADHYA PRADESH	Pune Planet Spares +91 9371005335	Amritsar Gee Ess Enterprise +91 9878930900	Madurai Senthilmurugan Auto Parts +91 9500786567	Lucknow Varma Auto Sales +91 9335207393
Indore Royal Ventures +91 9589541950	Pune Shree Spares +91 9822377709	Ludhiana Amrik Singh & Co. +91 9915069033	TELANGANA	UTTARAKHAND
Jabalpur Bhawani Automobiles 094243-05880	New Delhi Kinematics Mktg (P) Ltd. +91 9654787802 011-41545025	RAJASTHAN	Hyderabad Cyber Automobiles Pvt. Ltd +91 7702143186	Dehradun Anamika Enterprises +91 9897615836
MAHARASHTRA	ORRISA	Jaipur-Indra Bazar Shubham Agencies +91 9680465973	UTTAR PRADESH	WEST BENGAL
Aurangabad Vinod Agency +91 9823336611	Bhubaneshwar Orissa Marketing Services +91 9437033935	Jaipur-Transport Nagar Shubham Agencies +91 9414067766	Ghaziabad Indian Automobiles +91 9999916346; 9899288337	Kolkata Auto Marketing Agencies +91 9830325490 033-22360642; 22360643
Mumbai Rajkamal Auto & Scooter Spares +91 9833985931	Cuttack Bullet Plus +91 9437037590	TAMILNADU	Kanpur Sareen Motors +91 9389629505	Siliguri Goyal Royal Spares +91 9434063334
Mumbai Ram Motor Cycle Co. +91 9920748891 022-27700394		Chennai Cyber Auto Parts +91 7358768669	Lucknow-Kaiserbagh Moped House Pvt.Ltd +91 7408555502 0522-4108704	
		Chennai Popular Motors Cycle Company +91 9698444568 044-43435365; 43435364		

NOTES



MOTORCYCLE INSTALLATION FORM

Dealer's Name	Date
Place of Dealership	Dealer Code
Engine No.	Coupon No.
Chassis No.	Installation Date.
Customer's Name	Taluk
Door No. & Street	State
Village / Town	STD Code
District	Telephone Residence
Pin Code	Motorcycle Regn. No.
Telephone Office	Invoice No.
E-mail address : if any	Delivery Note / Advice No.

Age in Years				Monthly Household Income			Expected Average KMs Per Day		Mode of Purchase		
18-20 Yrs	AG 01	36-40 Yrs	AG 05	Below Rs. 10,000	ME 01	Lesser than 10 KMs	KM01	Cash	MP 01		
21-25 Yrs	AG 02	41-45 Yrs	AG 06	Rs. 10,000-20,000	ME 02	11 - 30 KMs	KM02	Bank Finance	MP 02		
26-30 Yrs	AG 03	Above 45 Yrs	AG 07	Rs. 20,000-50,000	ME 03	13 - 15 KMs	KM03	Organised Company Finance	MP 03		
31-35 Yrs	AG 04			Above Rs. 50,000	ME 04	Above 50 KMs	KM04	Local Finance	MP 04		
								Loan from friends	MP 05		

Educational Qualification				Profession			
10th - 12th	CQ 01	BE	CQ 05	Private Company Employee	CP 01		
Diploma	CQ 02	MBBS	CQ 06	Government Employee	CP 02		
Graduate	CQ 03	CA	CQ 07	Sales Representative	CP 03		
Post - Graduate	CQ 04	MBA	CQ 08	Bank / Insurance Employee	CP 04		
				Software Engineer or IT / ITeS Empls	CP 05		
				Public Sector Employee	CP 06		
				Farmer / Agriculturist	CP 07		
				Student	CP 08		
				Contractor	CP 09		
				Small Trader / Shopkeeper	CP 10		
				Businessman	CP 11		
				Doctor	CP 12		
				Lawyer	CP 13		
				Engineer	CP 14		
				Chartered Accountant	CP 15		
				Others (Please mention) :	CP 16		

Purpose of use			
Family Motorcycle	P 26	To Commute Res-College	P 31
Personal Motorcycle	P 27	To carry load business	P 32
To move around / as part of work / Business	P 28	To go around with friends	P 33
Commute Between Residence and Office	P 29	No Specific Purpose / Received as Gift	P 34
To run Family Errands	P 30	For long distance/ leisure rides only	P 35
		Any other	P 36

Usage Road Type	
Hilly Road	RT 01
Plain Road	RT 02
Kutcha Road	RT 03
Highways Road	RT 04
City Road Congested	RT 05
City Road Non - Congested	RT 06
Mixed type of Road	RT 07

What was the major reason in deciding to purchase Royal Enfield's Motorcycle?			
Riding Comfort	SP 01	Loading carrying Capacity	SP 04
Stability	SP 02	Image / Status	SP 05
Safety	SP 03	Fuel Consumption	SP 06
		Suggested by Friends	SP 07
		Suggested by Local Mechanics	SP 08
		To Cover Long Distance	SP 09

Have you visited Royal Enfield website? Yes No

For Office use- only

Motorcycle Installation Form (MIF) No.

What Motorcycle do you own now?

Motorcycle

First Time Two - Wheeler Buyer	FB 01	HERO HONDA / HERO		Yamaha SS 125	EY 13	Bajaj Pulsar 200 / 220	BA 15
ROYAL ENFIELD		HH CD 100 / CD 100 SS	HH 01	Yamaha SZX	EY 14	Ninja 250R	BA 16
Royal Enfield Bullet 350 (CI)	RE 01	HH Sleek	HH 02	Yamaha SZR	EY 15	Ninja 650R	BA 17
Royal Enfield Bullet DLX	RE 02	HH Splendor	HH 03	Yamaha FZ16	EY 16	KTM Duke	BA 18
Royal Enfield Bullet Campus	RE 03	HH Street / DLX	HH 04	Yamaha FZS	EY 17	TVS - SUZUKI / TVS	
Royal Enfield Machismo	RE 04	HH CBZ Drum / Disc / ES	HH 05	Yamaha Fazer	EY 18	TVS - Suzuki Max 100	TS 01
Royal Enfield Machismo A350	RE 05	HH Passion	HH 06	Yamaha YZF - R15	EY 19	TVS - Suzuki Max 100 R	TS 02
Royal Enfield Lightning	RE 06	HH Ambition 125 / 135	HH 07	Yamaha Enticer	EY 20	TVS - Suzuki Samurai	TS 03
Royal Enfield Lightning 535	RE 07	HH Super splendor	HH 08	Yamaha Above 500 cc	EY 21	TVS - Suzuki Shogun	TS 04
Royal Enfield Electra 4S	RE 08	HH Splendor Plus / NXG	HH 09	KINETIC		TVS - Suzuki Shaolin	TS 05
Royal Enfield Electra 5S	RE 09	HH Hunk / Extreme	HH 10	Kinetic KA 80	KE 01	TVS - Suzuki Fiero / ES	TS 06
Royal Enfield Thunderbird (LB)	RE 10	Hero Ignitor	HH 11	Kinetic K4 100	KE 02	TVS Sport	TS 07
Royal Enfield Bullet 350 UCE	RE 11	Hero Impulse	HH 12	Kinetic Challenger	KE 03	TVS Star City / DLX	TS 08
Royal Enfield Electra UCE	RE 12	Hero CD Dawn / DLX	HH 13	Kinetic GF Laser / 125 / 150	KE 04	TVS Max 4R	TS 09
RE Thunderbird Twin Spark	RE 13	Hero Splendor Pro	HH 14	Kinetic Aquila	KE 05	TVS Jive	TS 10
Royal Enfield Classis 350	RE 14	Hero Passion Pro	HH 15	Kinetic Stryker	KE 06	TVS Flame SR / DS	TS 11
Royal Enfield Classis 500	RE 15	Hero Glamour	HH 16	Kinetic Boss	KE 07	TVS Apache / RTR	TS 12
SUZUKI MOTORCYCLE		Hero Achiever	HH 17	Kinetic Velocity	KE 08	TVS Victor / GLX / GS	TS 13
Suzuki GW 250	SM 01	Hero CBZ Xtreme	HH 18	Kinetic Comet	KE 09	LML	
Suzuki Slingshot	SM 02	Hero Karizma / ZMR	HH 19	BAJAJ		LML Energy / FX	LM 01
Suzuki GS 150R	SM 03			Bajaj M80 / Major	BA 01	LML Adreno / FX	LM 02
Suzuki Heat	SM 04	ESCORT YAMAHA / YM		Bajaj KB 100 / RTZ	BA 02	LML Freedom DX / Prima / Topper	LM 03
Suzuki Zeus	SM 05	Escort Rajdoot	EY 01	Bajaj 4S Champion	BA 03	LML Graptor / Beamer	LM 04
Suzuki Above 500 cc	SM 06	Escort Ace	EY 02	Bajaj KB 125	BA 04		
HONDA MOTORCYCLE		Escort Yamaha RX 100	EY 03	Bajaj Boxer AT & CT	BA 05	MAHINDRA	
Honda Dream Yuga	HM 01	Escort Yamaha RX 135	EY 04	Bajaj Caliber / SM	BA 06	Mahindra Stallio	MA 01
Honda CB Twister	HM 02	Escort Yamaha RXZ	EY 05	Bajaj Acer 100	BA 07	Mahindra Macho	MA 02
Honda CB Shine	HM 03	Yamaha RX135(S5)	EY 06	Bajaj Pulsar 150 / 180	BA 08		
Honda CBF Stunner	HM 04	Yamaha YBX	EY 07	Bajaj Eliminator	BA 09		
Honda CB Unicorn	HM 05	Yamaha YD 125	EY 08	Bajaj Cageva CRX 3	BA 10		
Honda CB Unicorn Dazzler	HM 06	Yamaha Crux	EY 09	Bajaj Avenger	BA 11		
Honda CBR 150R	HM 07	Yamaha Libero	EY 10	Bajaj Platina 110/ 125	BA 12		
Honda CBR 250R	HM 08	Yamaha Gladiator	EY 11	Bajaj Discover 100 / 125 / 150	BA 13		
Honda Above 500 cc	HM 09	Yamaha YBR 110 / 125	EY 12	Bajaj Pulsar 135	BA 14		

Scooters

LML	SC 01	Bajaj	SC 02	Kinetic	SC 03	Piaggio	SC 04	Hero	SC 05	
TVS	SC 06	Suzuki	SC 07	Honda	SC 08	Yamaha	SC 09			

Mopeds

Bajaj	MD 01	TVS	MD 02	Escorts	MD 03	Hero Puch	MD 04			
Kinetic	MD 05	Hero Majestic	MD 06	Avanti	MD 07					

Car (Below 1000 cc)	CR 01	Car (1000 to 2000 cc)	CR 02	Car (Above 2000cc)	CR 03	Others	OT 01		
---------------------	-------	-----------------------	-------	--------------------	-------	--------	-------	--	--

The reason I have booked and willing to wait for a Royal Enfield is

I would rate my experience in this counter as-

TICK THE OPTION MOST SUITABLE	Definitely Agree	Agree	Maybe	Disagree	Definitely Disagree	TICK THE OPTION MOST SUITABLE	Excellent	Good	Could be better	Not good	Extremely Bad
Because it is my dream Motorcycle since childhood.						Attitude and Capability of people.					
There is no other 350cc Motorcycle.						Test ride.					
This kind of styling is not available on any other Motorcycle						Communication during waiting period.					
Because this is a Royal Enfield am willing to wait.						Ease of booking and other formalities.					
Other Reasons.						Motorcycle delivery and information given					

Customer's Signature & Date

Dealer's Signature & Rubber Stamp Seal

Format No. F/144/CS/03, Sep 2012 DLR/CS Copy



PRE-DELIVERY INSPECTION -
Bullet 350 / Bullet 350-ES / Bullet 500 / Classic 500 / Classic 350

Model :		Chassis No. :			
Dealer's Name :		Engine No. :			
Location:		Battery Number :			
Colour :		Key Number :		Date of PDI :	
Battery Make :		Tyre Number :		Front : Rear :	
Aggregate	Area	Defect Code	Measure	Defect	Remarks
Ch. No./ Engine No.	1 Engine / Motorcycle Number Details	DF	Same/ Different		
Connect Battery / Check Voltage	2 Battery Charging	D / NC /L	12.6 V BATTERY(Static)		
Engine Oil	3 Replace oil & oil filter / Check Oil level (Loose three Drain Bolts)	EO - (Drained Oil Level)	2.5 Litres (Capacity is 2.75 Litres) -Loose 3 Drain Bolts to Drain Oil		
	4 Clean Oil Strainer	-	Clean		
Lock Operation	5 Ignition / Side / Tool Box Lock / Fuel Tank Lock	H / LF / NW	Same		
Petrol	6 Fill Petrol	-	2.5 Litres		
	7 Front Disc Brake / Drum Lever Free Play	SG /RB /Less	4 - 7 mm / (STD Model)		
	8 Caliper Mtg Screws	LF(Hand Loose)	2.7 to 3 .3 Kgm		
	9 Front Wheel Rotation	T/ N	Check One Complete Rotation, Spokes Looseness & Runout		
	10 Front Mudguard Alignment / Cover Tube Rubbing	M / RB/SC	5 mm- Refer SOP		
	11 Front Wheel Nut	LF(Hand Loose)	6.3 0 to 7.7 Kgm		
	12 Front Tyre Condition (Check Tyre Line Seating)	WF	Good		
	13 Front Tyre Pressure	Less	22PSI		
Clutch	14 Clutch Operation	H /J/SY	Smooth		
	15 Clutch Lever Free Play	EP / Less	2 - 3 mm		
Handle Bar Controls & Electrical Switch Operations	16 Speedo /Odo / Ammeter /Fuel Guage	NW	No Defects		
	17 Accelerator Operation	SY/EP/LESS	Smooth		
	18 Lever Brackets Saddle Position	LF/R	Tight		
	19 Steering Movement	T/ N	Free		
	20 Handle Bar Positioning	WF/LF/M	W.r.to Dot Punch		
	21 Lock Nut T- Stem	LF/ PO/R	4.5 to 5.5 Kgm		
	22 Electrical Switch Operation	NW / LF	No Defects		
23 Neutral Lamp	NW / F	No Defects			
24 Head Lamp Switch Operation	NW / F	When you turn the ignition switch to ON condition Head Lamp should be always ON due to Automatic Headlamp ON feature			
Fuel System	25 Fuel Tap Operation	H	Smooth / Main / Res		
	26 Fuel Leak	L	No Leak (Tank, TAP, Carb)		
	27 Fuel Tank Alignment vs Seat Alignment	M			
Rear Wheel	28 Rear Brake Pedal Free Play	Less / EP	20-30 mm		
	29 Pedal Position w.r.t foot rest	M	Same Level		
	30 Chain Tension	T / EP	20 -30 mm		
	31 Rear Wheel Rotation	T / N	Check One Complete Rotation, Spokes Looseness & Runout		

Aggregate	Area	Defect Code	Measure	Defect	Remarks
Rear Wheel	32 Swing arm mounting bolt	LF (Hand Loose)	6.5 to 7.5 kgm		
	33 Brake Shoe Pin Nut	LF (Hand Loose)	4.1 to 4.6 kgm		
	34 Rear Mudguard Alignment	M, RB	8 mm - Refer SOP		
	35 Rear Tyre Pressure	Less	32PSI		
	36 Rear Tyre Condition (Check Tyre Line Seating)	WF	Good		
	37 Rear Shocker Mounting Top & Bottom	LF (Hand Loose)	2.5 to 3.3 kgm		
38 Rear Shockabsorber Operation / Adjustment	H / SG	Smooth			
Aesthetics	39 Mudguards - Paint Related	SC / PD / R / DN/DU/PO	No Defects		
	40 Fuel Tank - Paint Related	SC / PD / R / DN/DU/PO	No Defects		
	41 Tool Box - Paint Related	SC / PD / R / DN/DU/PO	No Defects		
	42 Head Lamp Casing - Paint Related	SC / PD / RB/DN/DU/PO	No Defects		
	43 Powder Coated Parts (Scratch/ Rust / Chipped OFF)	SC / PO / R / DU	No Defects		
	44 Plated Parts (Scratch / Rusty)	SC / R / PO / DU	No Defects		
	45 Buffed components poor Buffing & Scratches	SC/DU/DN/R	No Defects		
	46 Indicators Alignment	M	No Defect		
47 Stickers / knee pads	M / WF / PO	No Defects			
Others	48 Nuts, bolts, fasteners (Torque)	LF (Hand Loose)	Tight (Right, Left Cover / Engine Foundation / Accessories/Wheel Nut)		
	49 Owner's Manual & Tool Kit Content	NA	-		
	50 Spare fuse in fuse carrier	NA	-		
Test Ride	51 Starting (Kick Start / Self Start)	ST	Easy Start		
	52 Front Brakes Effectiveness / Feel	EP/ N/ SG/T	Sharp		
	53 Rear Brakes Effectiveness / Feel	EP/ N/ SG/T	Sharp		
	54 Pulling	P	16 meters-Straight @50 kmph		
	55 Motorcycle Vibration	V	Smooth		
	56 Front Wheel Wobbling	W	Rim Run Out & Face Out Value - 0.8 mm		
	57 Rear Wheel Wobbling	W	Rim Run Out & Face Out Value - 0.8 mm		
	58 Center Stand & Side Stand Operation	H / N	Smooth		
	59 Fork Noise	N	No Defects		
	60 Engine Performance / Gear Shifting	N / V / ST / H/SK/L / NW	Smooth		
	61 Any Rattling / Squeaking Noise	N / V / LF	Nil (Silencer / Accessories / Body Parts / Suspension)		
62 Cam Noise / Top End Noise	N	Smooth			
Note **	Any Abnormal / Critical Issues / Noise / Engine Open cases during PDI Inform to Plant				Format No :F/14A/CS/02

INSTRUCTIONS

- | | |
|---|---|
| <ol style="list-style-type: none"> 1. Check the motorcycle thoroughly for any transit damages or shortage of parts. 2. Carry out all jobs listed under Pre-Delivery Inspection Schedule. 3. Thoroughly road - test the motorcycle for performance. | <ol style="list-style-type: none"> 4. Please ensure delivery of the motorcycle in brand new condition. 5. Claim transit loss and damage through 'TRANSIT' insurance only. 6. Claim Parts replaced for Manufacturing defects only under warranty. |
|---|---|

Misalignment	Noise	Vibration	Leak	Starting Trouble/Missing	Less	Wobbling	Loose Fitment	Discharging	Tight	Fused	Scratch	Pulling	Dent	Wrong Fitment	Hard	Jerking
M	N	V	L	M	LESS	W	LF	D	T	F	SC	P	DN	WF	H	J
Excess Play	Different	Spongy	Sticky	Not Available	Smoke	Adjustment	Not Working	Paint Defect	Rust	Peel Off	Dull	Dent	Excessive Oil	Rubbing	Not Charging	
EP	DF	SG	SY	NA	SK	AD	NW	PD	R	PO	DU	DN	EO	RB	NC	

ROYAL ENFIELD

MOTORCYCLE INSTALLATION CONFIRMATION BY CUSTOMER

We congratulate you on becoming a proud owner of Royal Enfield motorcycle. We request you to give this feedback after completion of the delivery process.

		YES	NO
1	Motorcycle Documents explained (Invoice, Insurance, RC / Road Tax Receipt)		
2	Owner's Manual received		
3	Recommended Lubricants explained		
4	Maintenance Schedule sheet in Owner's Manual shown and explained		
5	Next Free Service due explained		
6	All Free / Paid Services explained		
7	Warranty Guidelines explained		
8	"Running in Period" details shown in the manual explained		
9	Service Center Address given and Location explained		
10	Service Incharge Name & Mobile No given		
11	Motorcycle delivered in neat and clean condition		
12	Tools & First Aid Kit received and explained		

		YES	NO
13	Control Switches & Disc Brake System usage explained		
14	Fuse Box location shown and explained		
15	Recommended Tyre Pressure explained		
16	Motorcycle starting & Gear shifting procedure explained		
17	Quantity of Fuel in Fuel Tank informed		
18	Motorcycle orientation & short distance drive provided		
19	Date and Time of Installation		
20	Name of Person who did Installation		
Suggestions If Any:		CUSTOMER SIGNATURE	
Model:		Registration No.:	
Chassis No.:			
<p><i>We thank you and request you to return this filled up form to the person who did the motorcycle installation for you</i></p> <p style="text-align: right;"><i>KEEP RIDING</i></p>			



ROYAL ENFIELD

Part No. 1040471/A

ROYALENFIELD.COM