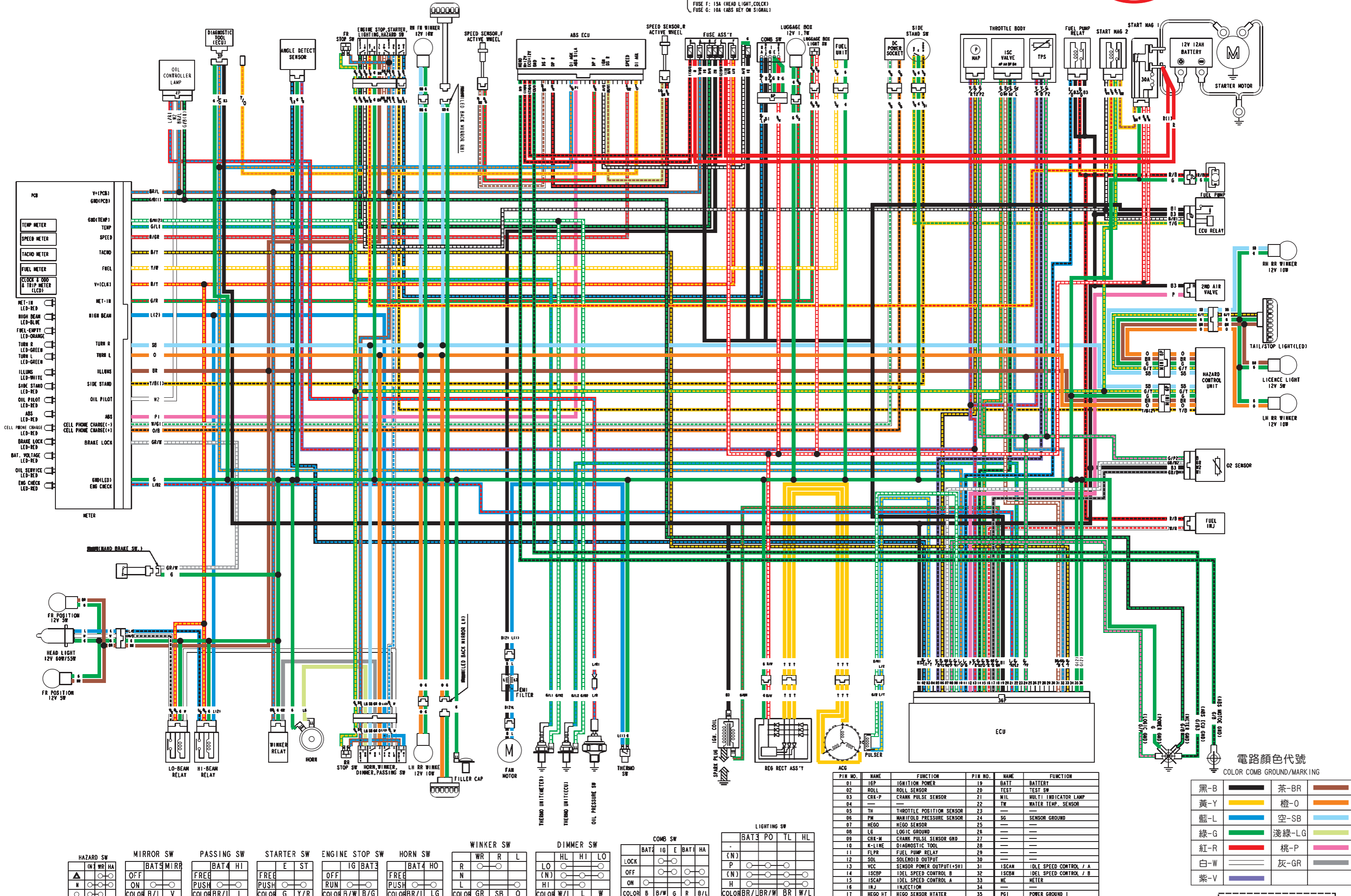


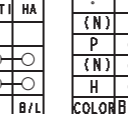
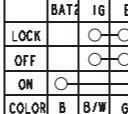
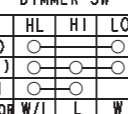
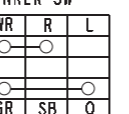
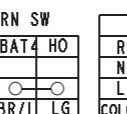
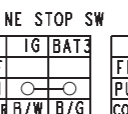
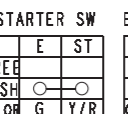
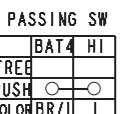
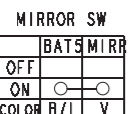
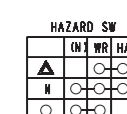
# XCITING 500 RI ABS(SBA0AH)



- FUSE A: 15A (WINKER, FR/RR STOP, HORN, METER, STARTER, POSITION, PHONE)
- FUSE B: 10A (IGNITION, IGN COIL, FUEL PUMP, ANGLE DETECTOR SENSOR)
- FUSE C: 10A (FAN MOTOR)
- FUSE D: 40A (ABS MOTOR)
- FUSE E: 25A (ABS ECU)
- FUSE F: 15A (HEAD LIGHT, CLOCK)
- FUSE G: 10A (ABS KEY ON SIGNAL)



- METER**
- TEMP METER
  - SPEED METER
  - TACHO METER
  - FUEL METER
  - CLOCK & ODO & TRIP METER (LCD)
  - NET-IN LED-RED
  - HIGH BEAM LED-BLUE
  - FUEL-EMPTY LED-ORANGE
  - TURN R LED-GREEN
  - TURN L LED-GREEN
  - ILLUMS LED-WHITE
  - SIDE STAND LED-RED
  - OIL PILOT LED-RED
  - ABS LED-RED
  - CELL PHONE CHARGE(-) LED-RED
  - CELL PHONE CHARGE(+) LED-RED
  - BRAKE LOCK LED-RED
  - BAT. VOLTAGE LED-RED
  - OIL SERVICE LED-RED
  - ENG CHECK LED-RED



PIN NO.	NAME	FUNCTION	PIN NO.	NAME	FUNCTION
01	IGP	IGNITION POWER	19	BATT	BATTERY
02	ROLL	ROLL SENSOR	20	TEST	TEST SW
03	CRK-P	CRANK PULSE SENSOR	21	W/L	W/L INDICATOR LAMP
04	---	---	22	TW	WATER TEMP. SENSOR
05	TH	THROTTLE POSITION SENSOR	23	---	---
06	PM	MANIFOLD PRESSURE SENSOR	24	SG	SENSOR GROUND
07	HEGO	HEGO SENSOR	25	---	---
08	LG	LOGIC GROUND	26	---	---
09	CRK-W	CRANK PULSE SENSOR GND	27	---	---
10	K-LINE	DIAGNOSTIC TOOL	28	---	---
11	FLPR	FUEL PUMP RELAY	29	---	---
12	SOL	SOLENOID OUTPUT	30	---	---
13	VCC	SENSOR POWER OUTPUT(+5V)	31	ISCAN	IDLE SPEED CONTROL / A
14	ISCBP	IDEL SPEED CONTROL B	32	ISCBM	IDEL SPEED CONTROL / B
15	ISCAP	IDEL SPEED CONTROL A	33	MC	METER
16	INJ	INJECTION	34	---	---
17	HEGO HT	HEGO SENSOR HTATER	35	PG1	POWER GROUND 1
18	IG	IGNITION COIL	36	PG2	POWER GROUND 2

電路顏色代號  
COLOR COMB GROUND/MARKING

黑-B	茶-BR
黃-Y	橙-O
藍-L	空-SB
綠-G	淺綠-LG
紅-R	桃-P
白-W	灰-GR
紫-V	

0030Z-LFHI-E00